



OVERVIEW

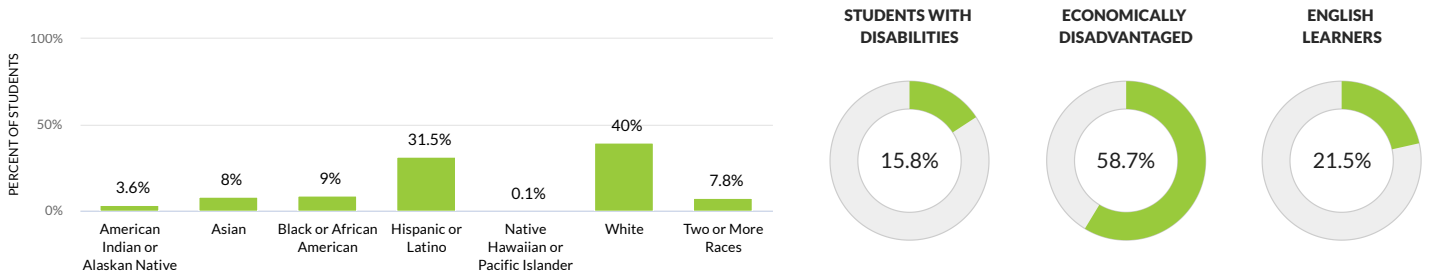
District Details

Grades : K4-12
Enrollment : 19,166
Percent open enrollment : 2.8%

The Green Bay Area Public School District's mission is to educate all students to be college, career, and community ready, inspired to succeed in our diverse world. The District is committed to educating the whole child. GBAPS offers a wide variety of specialty schools and programs providing the right fit for each child's unique needs.


The statement above is provided by the district. It is not an evaluation by the Wisconsin DPI.

Student Groups



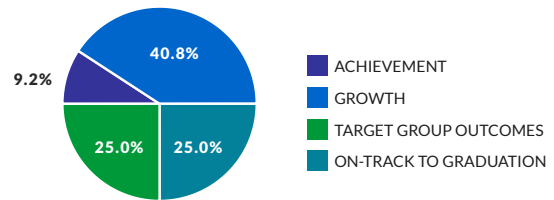
Score Summary

! Due to the COVID-19 pandemic, please use caution when interpreting scores and ratings. Careful review of the detailed data on all pages is encouraged. Also, see <https://dpi.wi.gov/accountability/resources>.




Meets Expectations
★★★

PRIORITY AREA WEIGHTS




Priority Area Scores


ACHIEVEMENT




GROWTH



TARGET GROUP OUTCOMES



ON-TRACK TO GRADUATION





OVERVIEW

School Details

Grades : K4-5

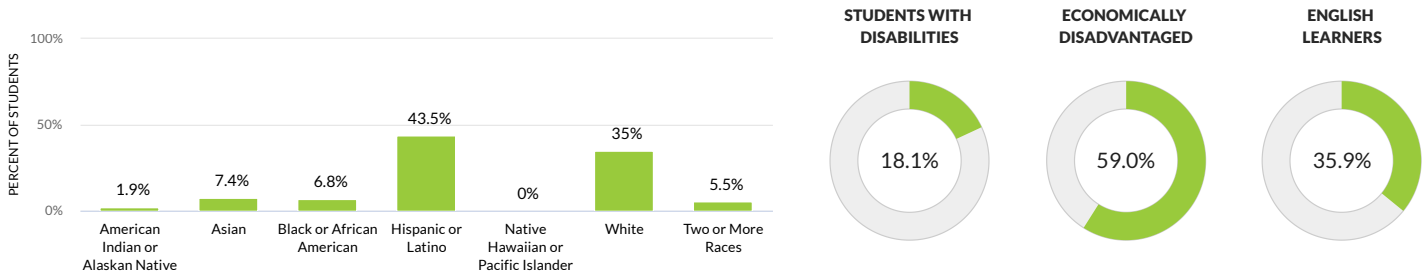
Enrollment : 529

Percent open enrollment : 0.6%

Baird Elementary School is proud to serve a diverse learning community of Early Childhood, 4K, and K-5th grade students and their families. In addition to high quality instruction, Baird offers many services, including: reading support, math and literacy intervention, special education services, gifted and talented support, and literacy and math intervention in both Spanish and English.

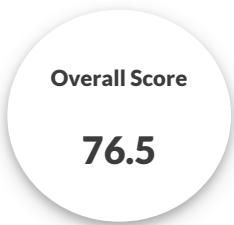
The statement above is provided by the school. It is not an evaluation by the Wisconsin DPI.

Student Groups



Score Summary

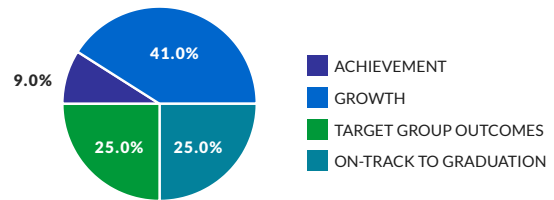
! Due to the COVID-19 pandemic, please use caution when interpreting scores and ratings. Careful review of the detailed data on all pages is encouraged. Also, see <https://dpi.wi.gov/accountability/resources>.



Exceeds Expectations




PRIORITY AREA WEIGHTS




Priority Area Scores

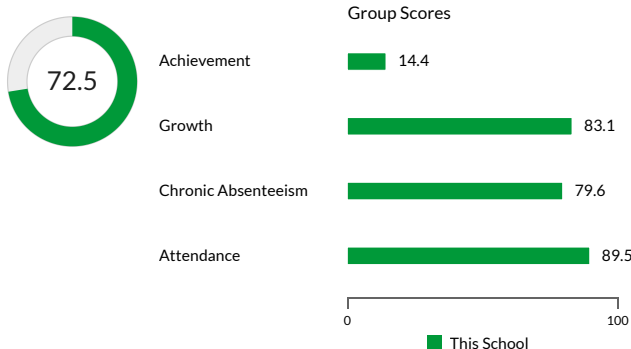
ACHIEVEMENT



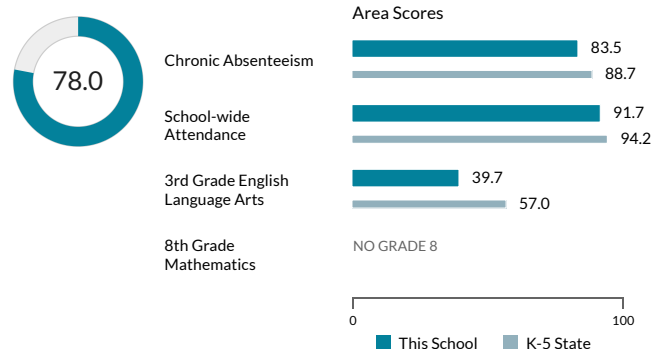
GROWTH



TARGET GROUP OUTCOMES



ON-TRACK TO GRADUATION





OVERVIEW

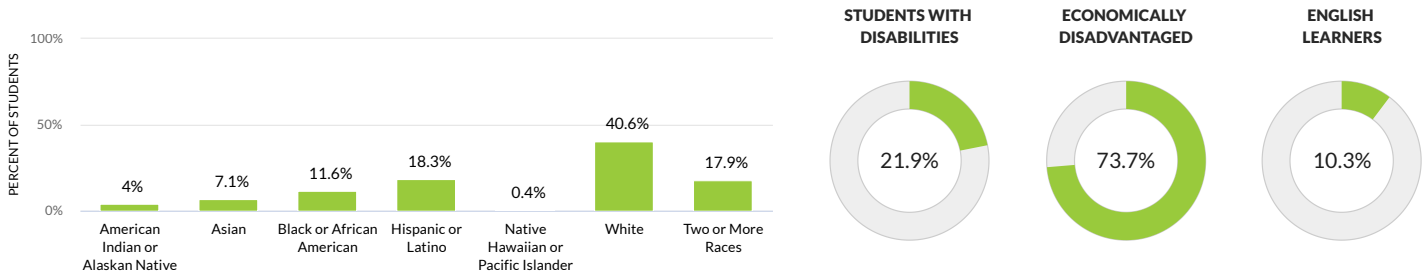
School Details

Grades : K4-5
Enrollment : 224
Percent open enrollment : 2.7%

Beaumont Elementary School is a special place located in the shadows of Lambeau Field in a quiet westside neighborhood. Every day we have the privilege of serving over 300 of the best 4K-5th graders in the world! Beaumont is a warm and inviting environment where diverse learners come together to grow academically, socially, and emotionally.

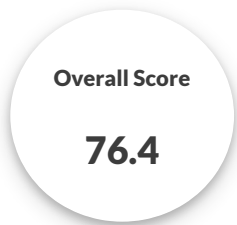
The statement above is provided by the school. It is not an evaluation by the Wisconsin DPI.

Student Groups



Score Summary

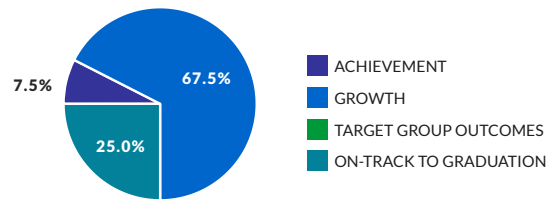
! Due to the COVID-19 pandemic, please use caution when interpreting scores and ratings. Careful review of the detailed data on all pages is encouraged. Also, see <https://dpi.wi.gov/accountability/resources>.



Exceeds Expectations




PRIORITY AREA WEIGHTS




Priority Area Scores

ACHIEVEMENT



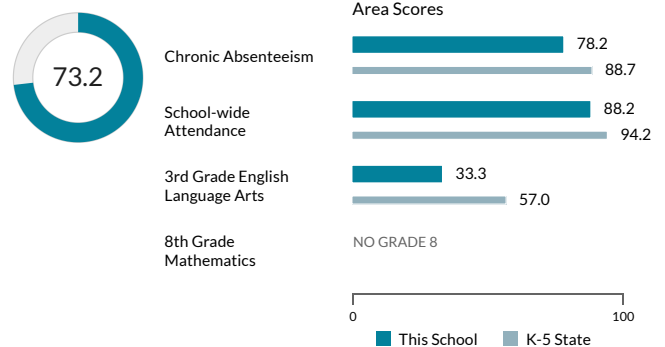
GROWTH



TARGET GROUP OUTCOMES



ON-TRACK TO GRADUATION





OVERVIEW

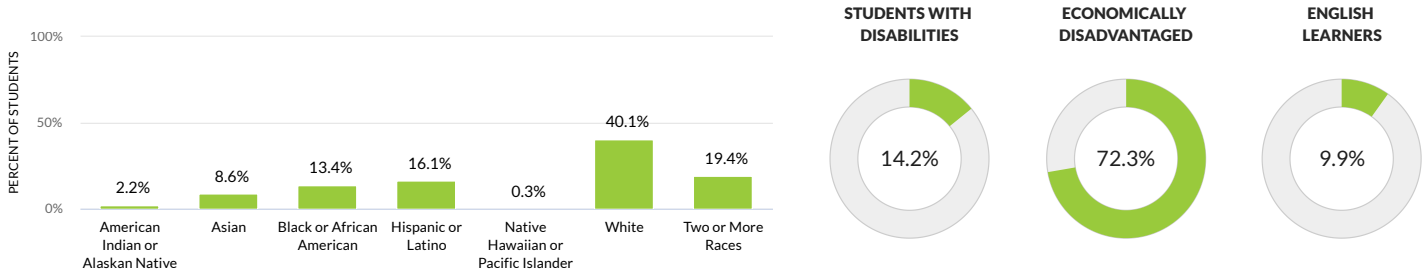
School Details

Grades : K4-5
Enrollment : 372
Percent open enrollment : 4.8%

Chappell Elementary School is one of the first public elementary International Baccalaureate Primary Years Program schools in WI. We are committed to the IB philosophy that students need to be at the center of real life learning by using their natural curiosity. At Chappell our goal is to guide our students to be internationally minded with a passion for life-long learning.

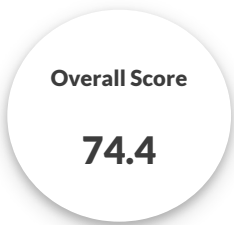
The statement above is provided by the school. It is not an evaluation by the Wisconsin DPI.

Student Groups



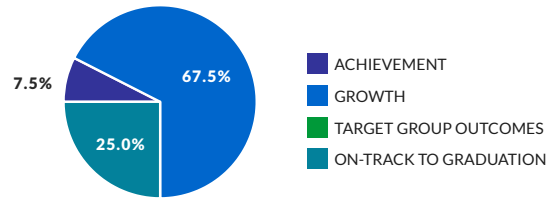
Score Summary

! Due to the COVID-19 pandemic, please use caution when interpreting scores and ratings. Careful review of the detailed data on all pages is encouraged. Also, see <https://dpi.wi.gov/accountability/resources>.




Exceeds Expectations
★★★★

PRIORITY AREA WEIGHTS




Priority Area Scores


ACHIEVEMENT



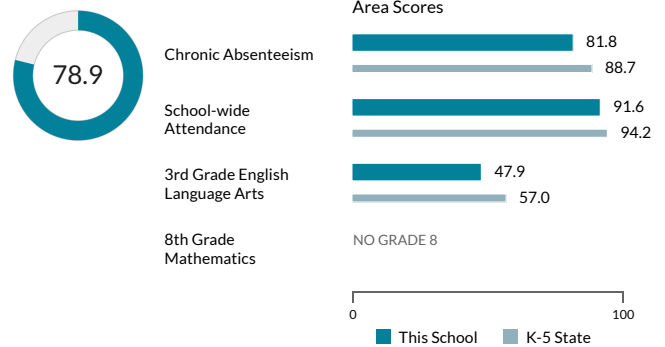
GROWTH



TARGET GROUP OUTCOMES



ON-TRACK TO GRADUATION





OVERVIEW

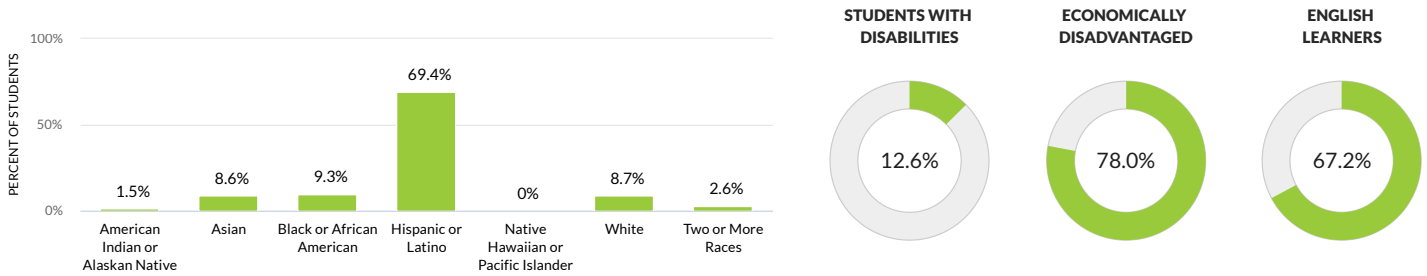
School Details

Grades : K4-5
Enrollment : 549
Percent open enrollment : 0.4%

Danz Elementary School believes in creating and sustaining a positive environment for learning. Staff continually teach and model respectful, attentive, responsible and appreciative behaviors. The staff supports students through collaboration and building relationships with families. Community partnerships also assist by providing resources for the needs of students and families.

The statement above is provided by the school. It is not an evaluation by the Wisconsin DPI.

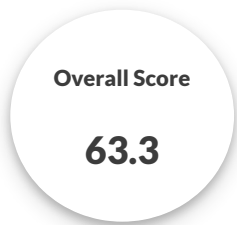
Student Groups



Score Summary



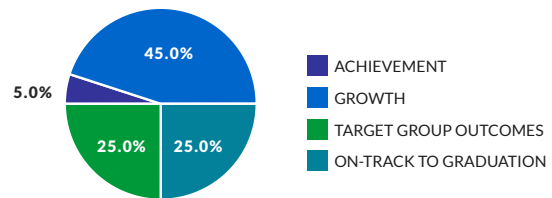
Due to the COVID-19 pandemic, please use caution when interpreting scores and ratings. Careful review of the detailed data on all pages is encouraged. Also, see <https://dpi.wi.gov/accountability/resources>.



Meets Expectations




PRIORITY AREA WEIGHTS




Priority Area Scores

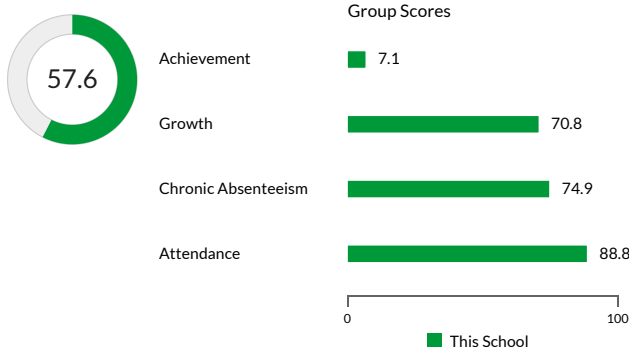
ACHIEVEMENT



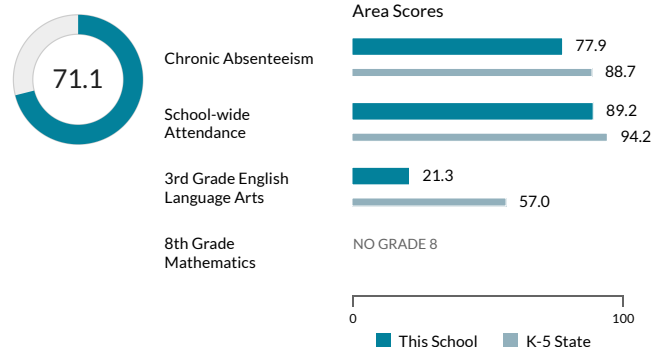
GROWTH



TARGET GROUP OUTCOMES



ON-TRACK TO GRADUATION





OVERVIEW

School Details

Grades : K4-5

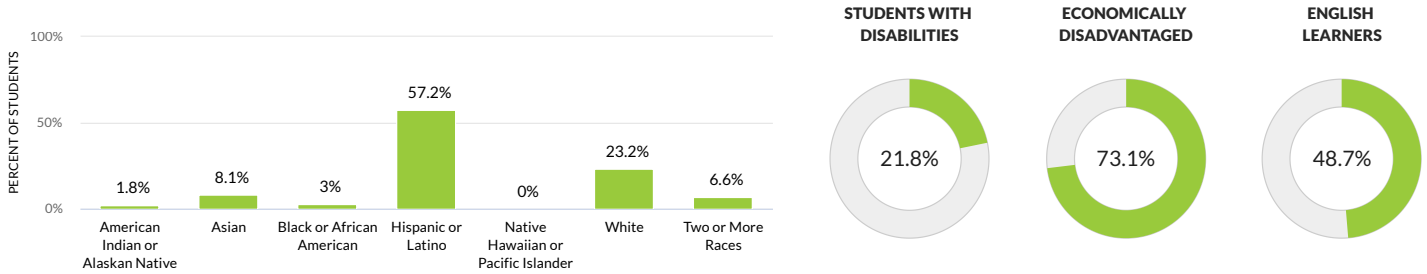
Enrollment : 271

Percent open enrollment : 0%

Doty Elementary School strives to challenge, inspire and support our students to become lifelong learners. At Doty we know that our diversity makes us stronger. Doty offers a top-notch education featuring both monolingual and bilingual classrooms, team-developed assessments, integrated units of study and a highly individualized and differentiated education.

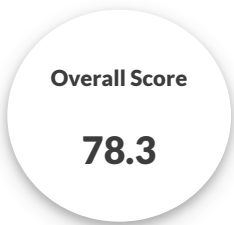
The statement above is provided by the school. It is not an evaluation by the Wisconsin DPI.

Student Groups



Score Summary

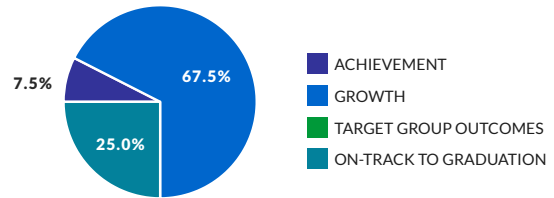
! Due to the COVID-19 pandemic, please use caution when interpreting scores and ratings. Careful review of the detailed data on all pages is encouraged. Also, see <https://dpi.wi.gov/accountability/resources>.



Exceeds Expectations




PRIORITY AREA WEIGHTS




Priority Area Scores


ACHIEVEMENT



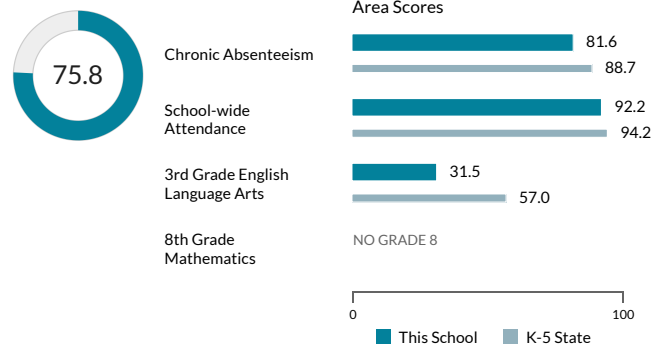
GROWTH



TARGET GROUP OUTCOMES



ON-TRACK TO GRADUATION





OVERVIEW

School Details

Grades : K4-5

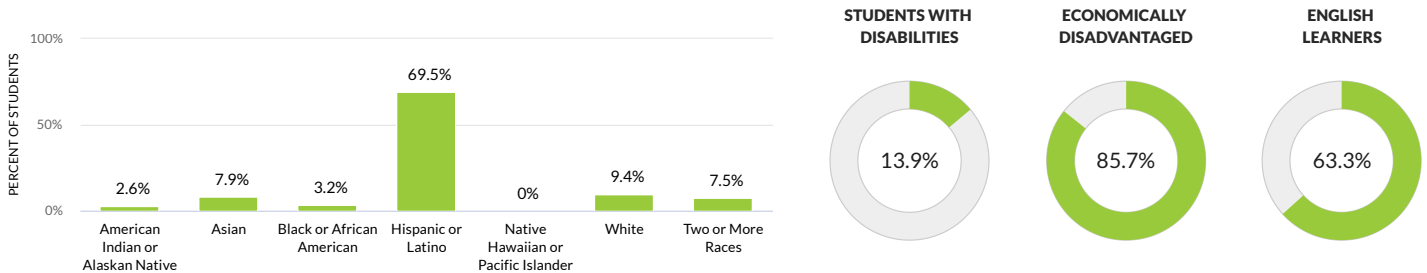
Enrollment : 469

Percent open enrollment : 0.4%

Eisenhower Elementary School has a diverse population of over 400 students. We currently have programming for both monolingual and bilingual 4K through fifth-grade students. We use a paired literacy method where Spanish language acquisition teachers support students, as well as the general education teacher in an effort to promote English proficiency.

The statement above is provided by the school. It is not an evaluation by the Wisconsin DPI.

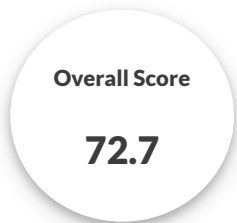
Student Groups



Score Summary



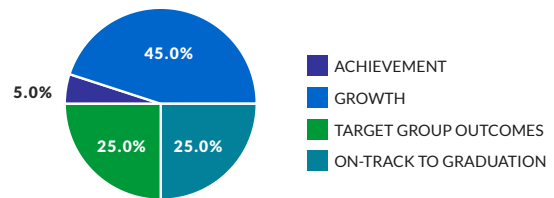
Due to the COVID-19 pandemic, please use caution when interpreting scores and ratings. Careful review of the detailed data on all pages is encouraged. Also, see <https://dpi.wi.gov/accountability/resources>.



Exceeds Expectations




PRIORITY AREA WEIGHTS




Priority Area Scores

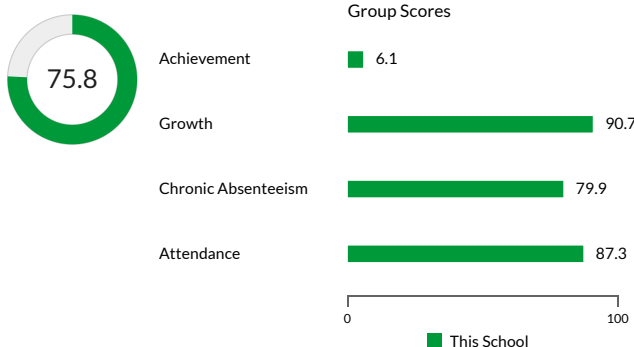
ACHIEVEMENT



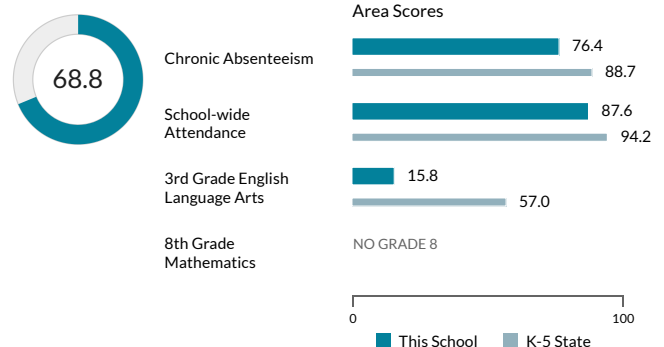
GROWTH



TARGET GROUP OUTCOMES



ON-TRACK TO GRADUATION





OVERVIEW

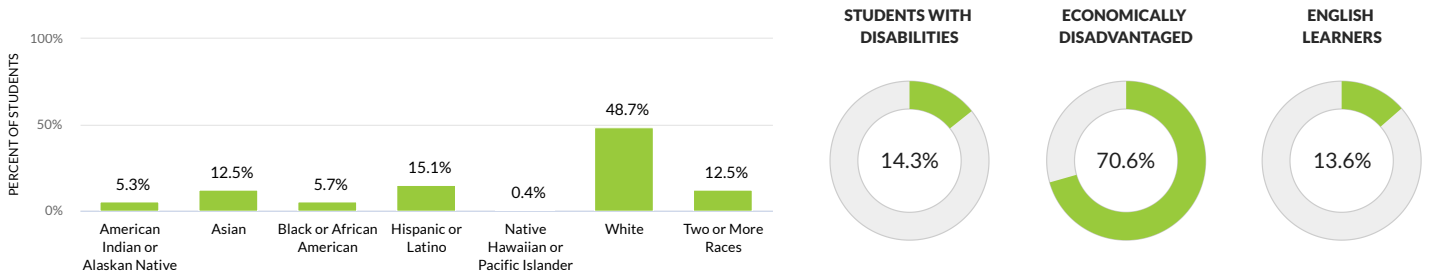
School Details

Grades : K4-5
Enrollment : 265
Percent open enrollment : 1.9%

Elmore Elementary School is a neighborhood school that builds strong family and student connections. Our staff empower our students to ensure they are striving to meet their potential every day. Staff differentiate instruction based on what students need by implementing a diverse and comprehensive curriculum that prepares our students for the rigor of middle school, high school, and beyond.

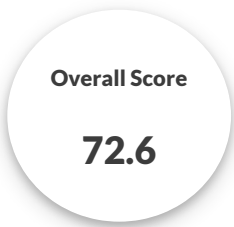
The statement above is provided by the school. It is not an evaluation by the Wisconsin DPI.

Student Groups



Score Summary

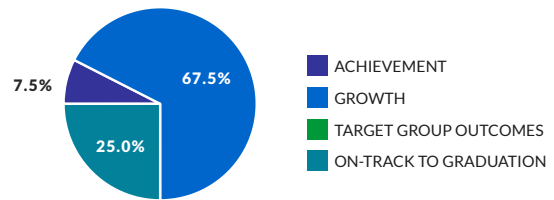
! Due to the COVID-19 pandemic, please use caution when interpreting scores and ratings. Careful review of the detailed data on all pages is encouraged. Also, see <https://dpi.wi.gov/accountability/resources>.



Exceeds Expectations




PRIORITY AREA WEIGHTS




Priority Area Scores

ACHIEVEMENT



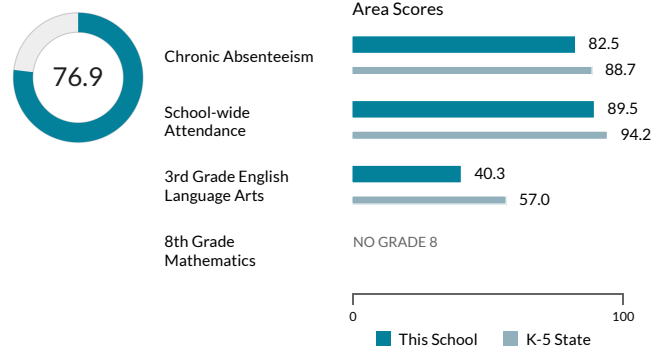
GROWTH



TARGET GROUP OUTCOMES



ON-TRACK TO GRADUATION





OVERVIEW

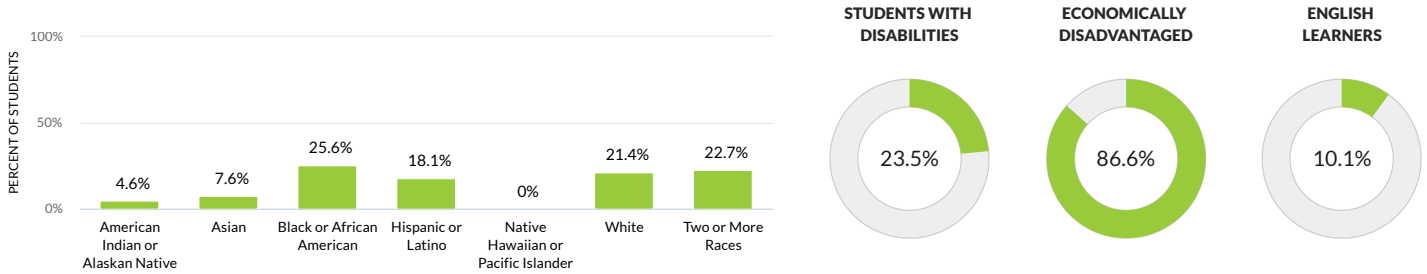
School Details

Grades : K4-5
Enrollment : 238
Percent open enrollment : 0.4%

At Fort Howard Elementary School, our vision is "Every Student, Every Day, Everyone, Every Way!" This is the belief that we will work and try many different strategies in order to support our students, staff and families. Our goal is to bring each child academic and social emotional success which will prepare them for a successful future.


The statement above is provided by the school. It is not an evaluation by the Wisconsin DPI.

Student Groups



Score Summary

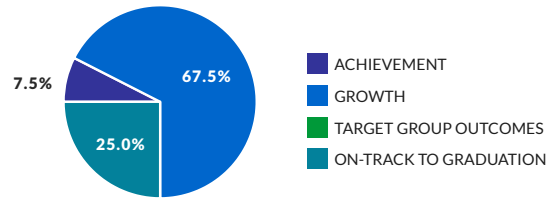
! Due to the COVID-19 pandemic, please use caution when interpreting scores and ratings. Careful review of the detailed data on all pages is encouraged. Also, see <https://dpi.wi.gov/accountability/resources>.



Meets Few Expectations




PRIORITY AREA WEIGHTS




Priority Area Scores

ACHIEVEMENT



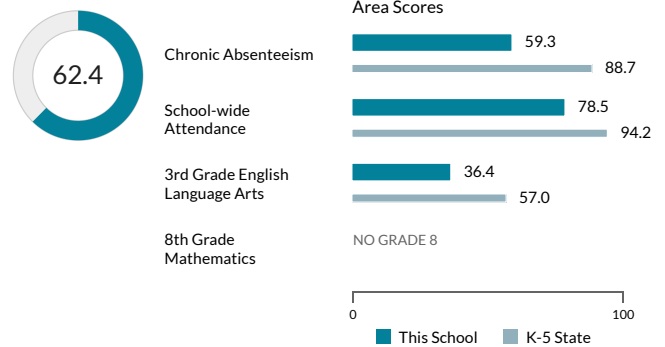
GROWTH



TARGET GROUP OUTCOMES



ON-TRACK TO GRADUATION





OVERVIEW

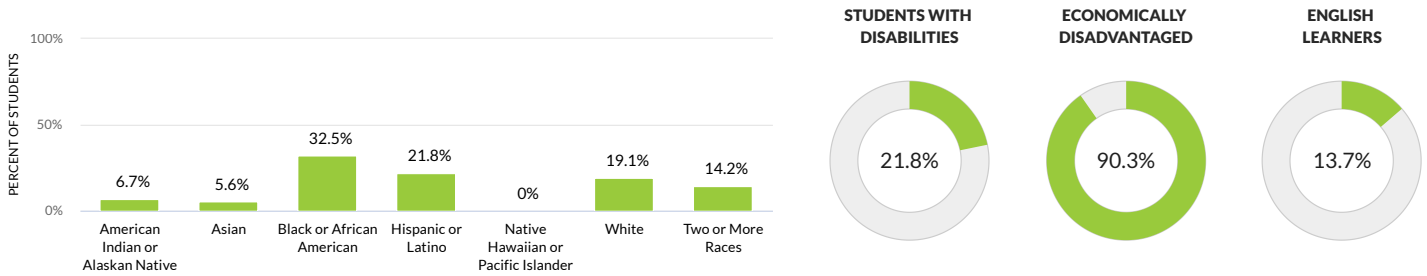
School Details

Grades : K4-5
Enrollment : 372
Percent open enrollment : 0.5%

Howe Elementary Community School is the District's first Community School. As a Community School, Howe is a neighborhood hub that supports students, families and neighbors by providing access to community supports such as academic, emotional, health and social services. Community Schools lead to improved student learning and attendance, stronger families, and healthier communities.


The statement above is provided by the school. It is not an evaluation by the Wisconsin DPI.

Student Groups



Score Summary

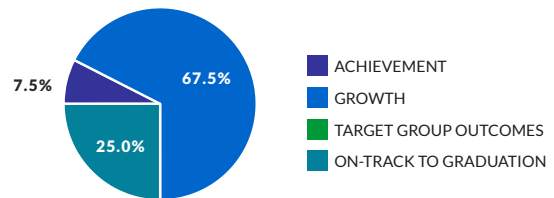
! Due to the COVID-19 pandemic, please use caution when interpreting scores and ratings. Careful review of the detailed data on all pages is encouraged. Also, see <https://dpi.wi.gov/accountability/resources>.



Fails to Meet Expectations




PRIORITY AREA WEIGHTS




Priority Area Scores

ACHIEVEMENT



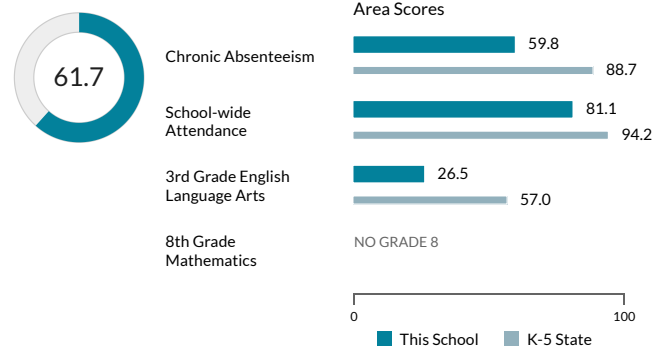
GROWTH



TARGET GROUP OUTCOMES



ON-TRACK TO GRADUATION





OVERVIEW

School Details

Grades : K4-5

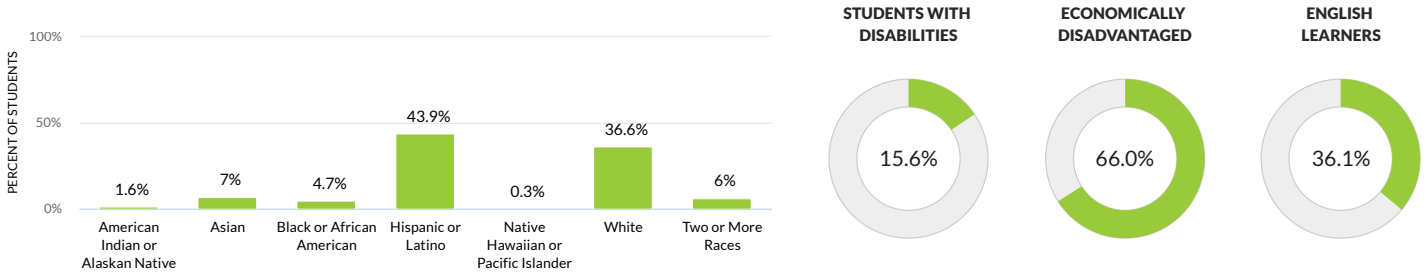
Enrollment : 385

Percent open enrollment : 4.9%

Jackson Elementary School provides many extended learning opportunities for children, not only within the classroom, but also after school. Students have the opportunity to participate in reading buddies, the climbing wall, and 5th grade boys and girls basketball.

The statement above is provided by the school. It is not an evaluation by the Wisconsin DPI.

Student Groups



Score Summary

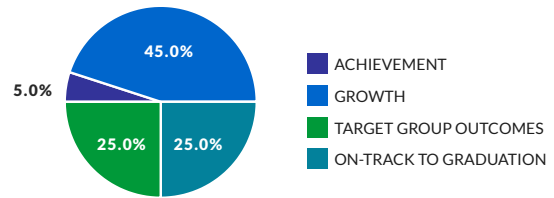
! Due to the COVID-19 pandemic, please use caution when interpreting scores and ratings. Careful review of the detailed data on all pages is encouraged. Also, see <https://dpi.wi.gov/accountability/resources>.



Meets Expectations




PRIORITY AREA WEIGHTS




Priority Area Scores

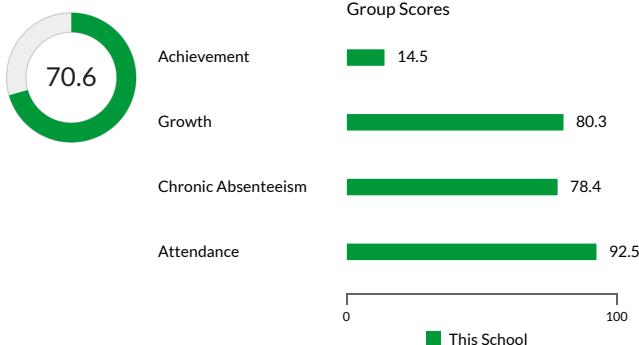
ACHIEVEMENT



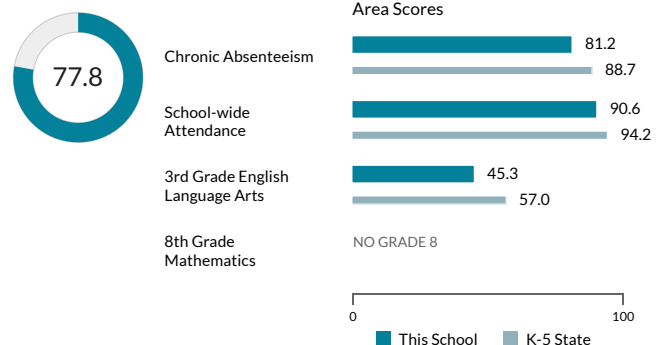
GROWTH



TARGET GROUP OUTCOMES



ON-TRACK TO GRADUATION





OVERVIEW

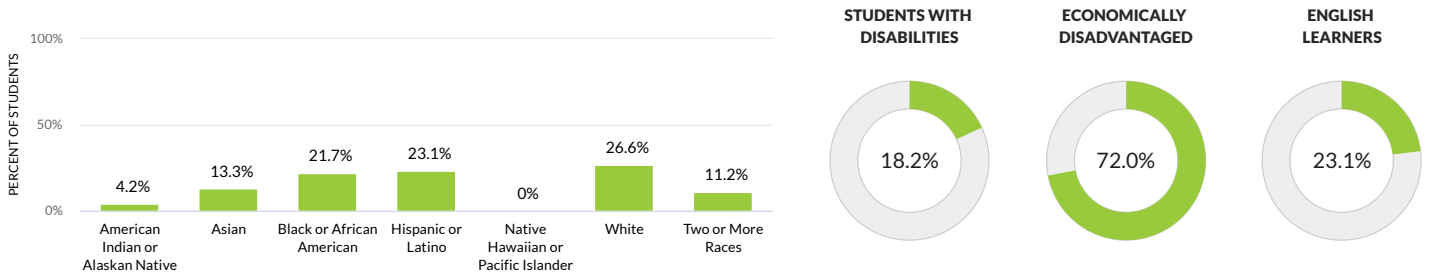
School Details

Grades : K4-5
Enrollment : 143
Percent open enrollment : 3.5%

Keller Elementary School is located on the far northwest side of Green Bay serving students in 5K through 5th grade. At Keller families, students and staff build a strong community that bridges academic gaps, provides rigorous curriculum, and fosters positive relationships to develop mindful students with an appreciation of self, others and the world for now and for the future.

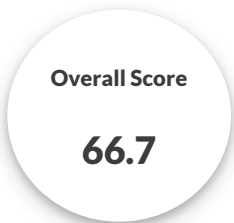
The statement above is provided by the school. It is not an evaluation by the Wisconsin DPI.

Student Groups



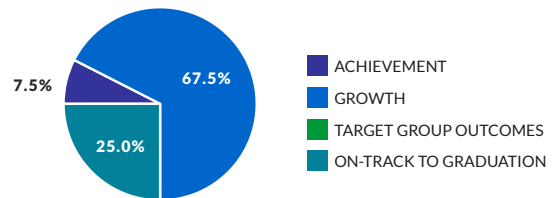
Score Summary

! Due to the COVID-19 pandemic, please use caution when interpreting scores and ratings. Careful review of the detailed data on all pages is encouraged. Also, see <https://dpi.wi.gov/accountability/resources>.




Meets Expectations
★★★

PRIORITY AREA WEIGHTS




Priority Area Scores

ACHIEVEMENT



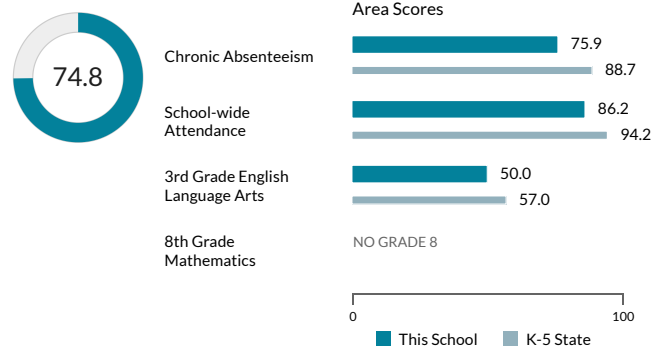
GROWTH



TARGET GROUP OUTCOMES



ON-TRACK TO GRADUATION





OVERVIEW

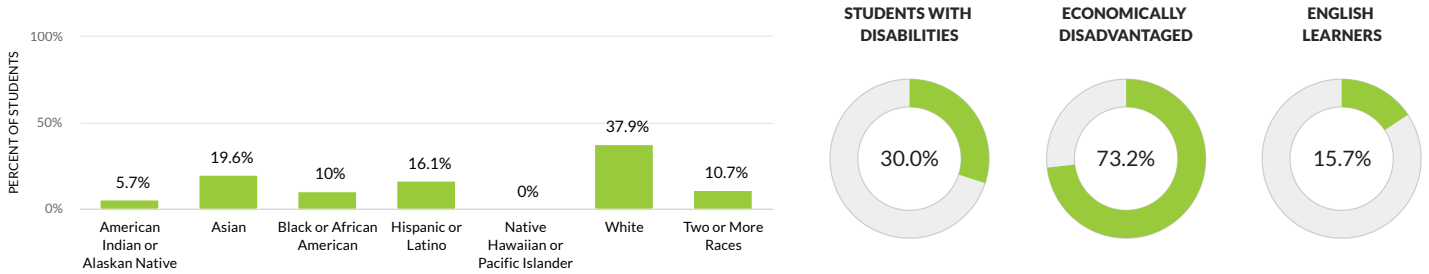
School Details

Grades : K4-5
Enrollment : 280
Percent open enrollment : 2.1%

Kennedy Elementary School is committed to providing a positive learning environment for all students. Kennedy's vision is to be a school where all children learn, grow, and dream. Kennedy practices the Wildcat Way - to be respectful, responsible, and safe throughout the school day.

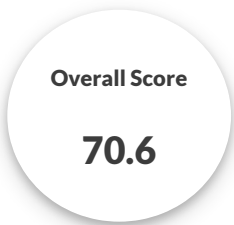
The statement above is provided by the school. It is not an evaluation by the Wisconsin DPI.

Student Groups



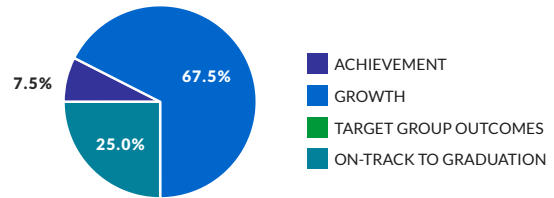
Score Summary

! Due to the COVID-19 pandemic, please use caution when interpreting scores and ratings. Careful review of the detailed data on all pages is encouraged. Also, see <https://dpi.wi.gov/accountability/resources>.




Exceeds Expectations
★★★★

PRIORITY AREA WEIGHTS




Priority Area Scores


ACHIEVEMENT



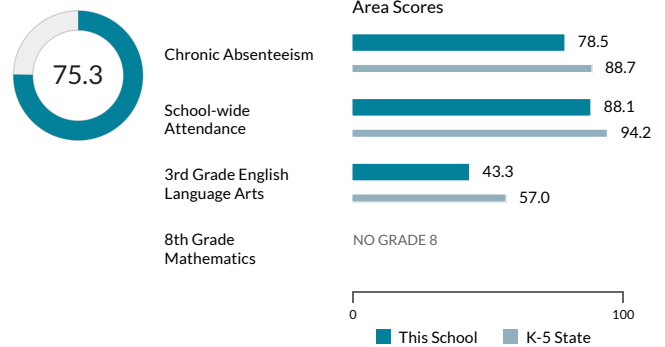
GROWTH



TARGET GROUP OUTCOMES



ON-TRACK TO GRADUATION





OVERVIEW

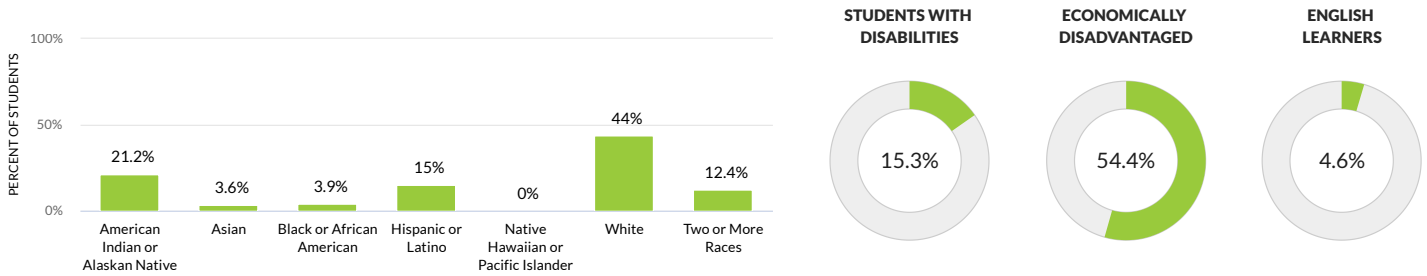
School Details

Grades : K4-5
Enrollment : 307
Percent open enrollment : 5.9%

King Elementary Children's Center for Engineering is creating the engineers and scientists of tomorrow! King implements a challenging curriculum through the use of strong mathematics and a balanced literacy approach using differentiated instruction as well as technology. With support from King's parents, the school is able to provide curriculum-based field trips, and special student/family events.

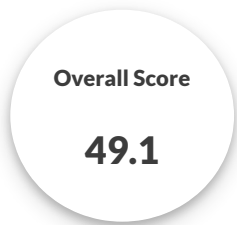
The statement above is provided by the school. It is not an evaluation by the Wisconsin DPI.

Student Groups



Score Summary

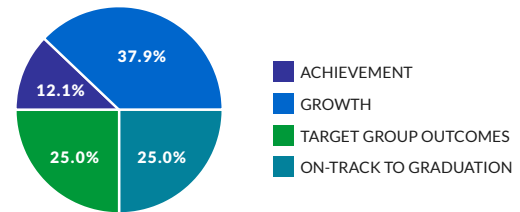
! Due to the COVID-19 pandemic, please use caution when interpreting scores and ratings. Careful review of the detailed data on all pages is encouraged. Also, see <https://dpi.wi.gov/accountability/resources>.



Meets Few Expectations




PRIORITY AREA WEIGHTS




Priority Area Scores

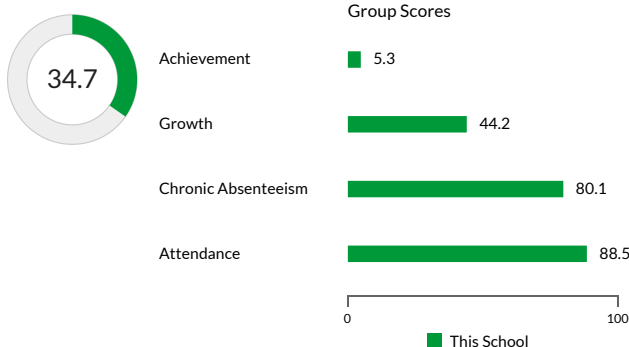
ACHIEVEMENT



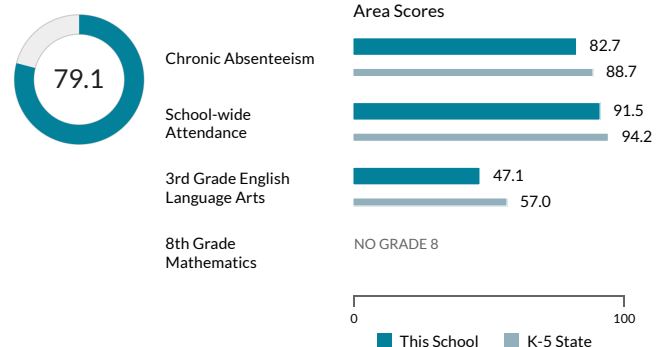
GROWTH



TARGET GROUP OUTCOMES



ON-TRACK TO GRADUATION





OVERVIEW

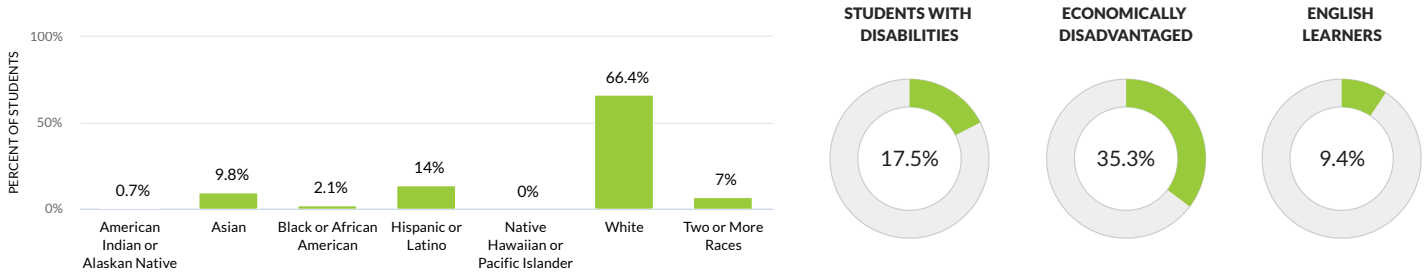
School Details

Grades : K4-5
Enrollment : 286
Percent open enrollment : 3.8%

Langlade Elementary School is nestled in the Village of Allouez, just south of the City of Green Bay. We are part of a wonderful neighborhood where many of our students are able to walk or ride their bikes to school. We offer before and after school childcare, as well as a breakfast program. Langlade is fortunate to have an outstanding parent organization that is actively involved.

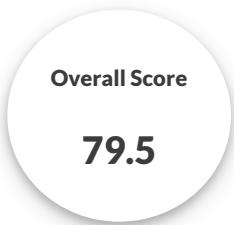
The statement above is provided by the school. It is not an evaluation by the Wisconsin DPI.

Student Groups



Score Summary

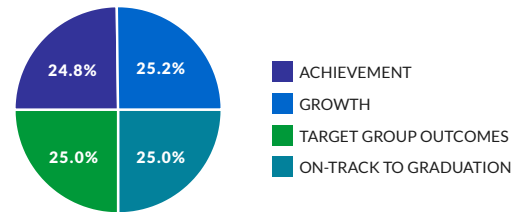
! Due to the COVID-19 pandemic, please use caution when interpreting scores and ratings. Careful review of the detailed data on all pages is encouraged. Also, see <https://dpi.wi.gov/accountability/resources>.



Exceeds Expectations




PRIORITY AREA WEIGHTS




Priority Area Scores

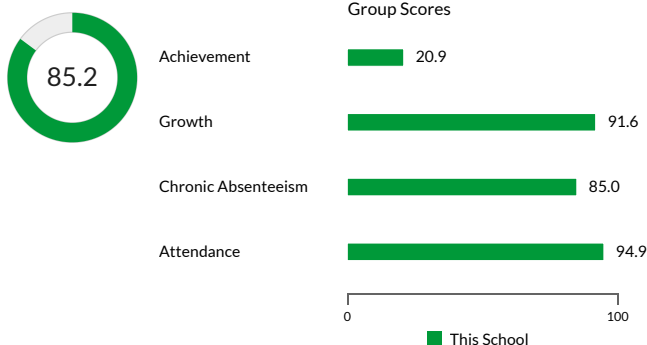
ACHIEVEMENT



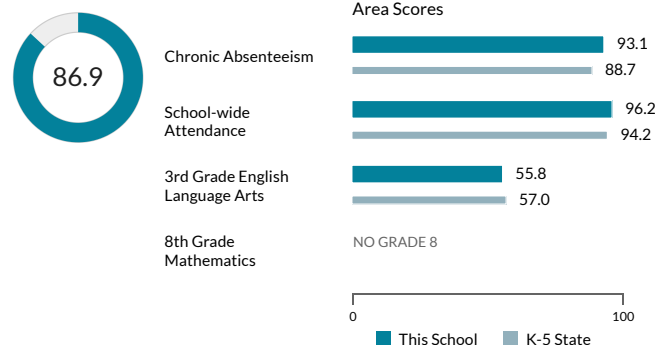
GROWTH



TARGET GROUP OUTCOMES



ON-TRACK TO GRADUATION





OVERVIEW

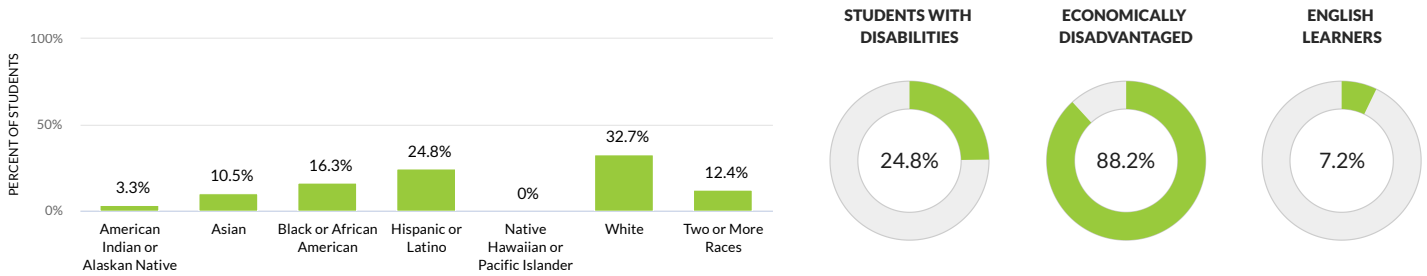
School Details

Grades : K4-5
Enrollment : 153
Percent open enrollment : 2.6%

Lincoln Elementary School is located on the west side of Green Bay. We are fortunate to have approximately 225 students in Early Childhood and Kindergarten through 5th grade attending our school. Our staff is dedicated to meeting our vision of creating a destination school where students, staff and the community are family.

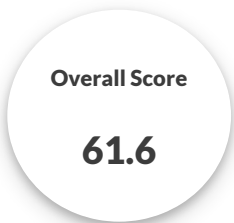
The statement above is provided by the school. It is not an evaluation by the Wisconsin DPI.

Student Groups



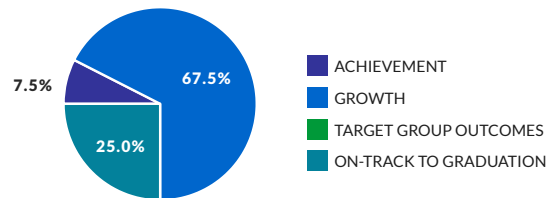
Score Summary

! Due to the COVID-19 pandemic, please use caution when interpreting scores and ratings. Careful review of the detailed data on all pages is encouraged. Also, see <https://dpi.wi.gov/accountability/resources>.




Meets Expectations
★★★

PRIORITY AREA WEIGHTS




Priority Area Scores

ACHIEVEMENT



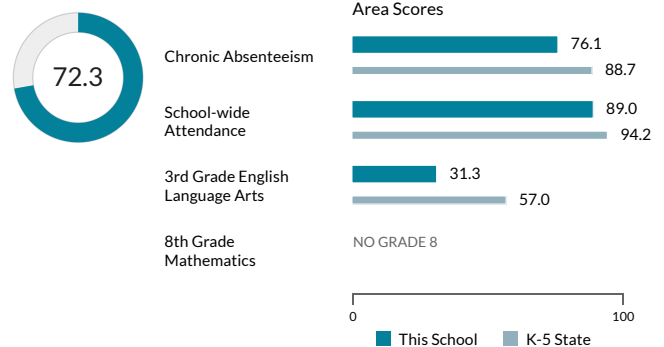
GROWTH



TARGET GROUP OUTCOMES



ON-TRACK TO GRADUATION





OVERVIEW

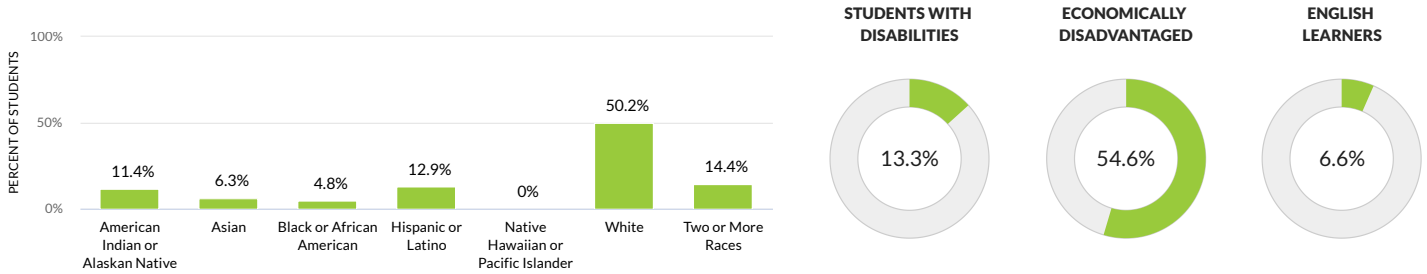
School Details

Grades : K4-5
Enrollment : 271
Percent open enrollment : 1.1%

MacArthur Elementary is located on the southwest side of Green Bay. MacArthur teachers and staff have high expectations and are learning to prepare lessons to incorporate STEM (Science, Technology, Engineering and Math) activities in the classroom. Our mission is to support one another on our journey of life-long learning and in being productive citizens of society.

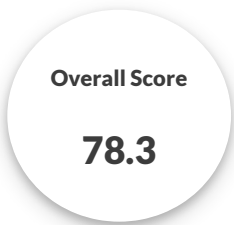
The statement above is provided by the school. It is not an evaluation by the Wisconsin DPI.

Student Groups



Score Summary

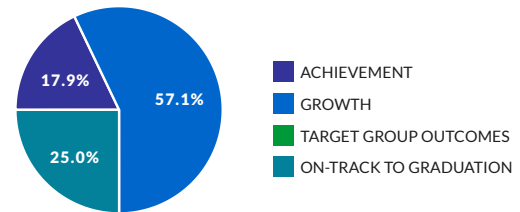
! Due to the COVID-19 pandemic, please use caution when interpreting scores and ratings. Careful review of the detailed data on all pages is encouraged. Also, see <https://dpi.wi.gov/accountability/resources>.



Exceeds Expectations




PRIORITY AREA WEIGHTS




Priority Area Scores

ACHIEVEMENT



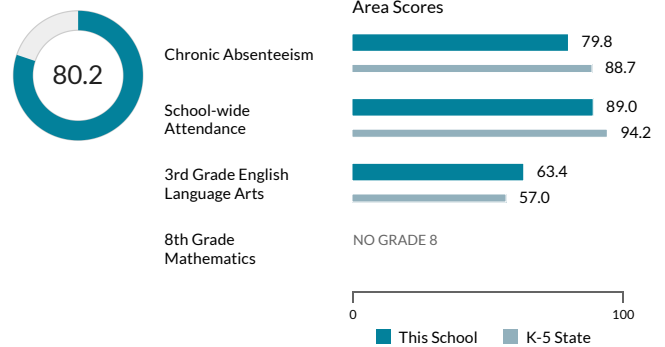
GROWTH



TARGET GROUP OUTCOMES



ON-TRACK TO GRADUATION





OVERVIEW

School Details

Grades : K4-5

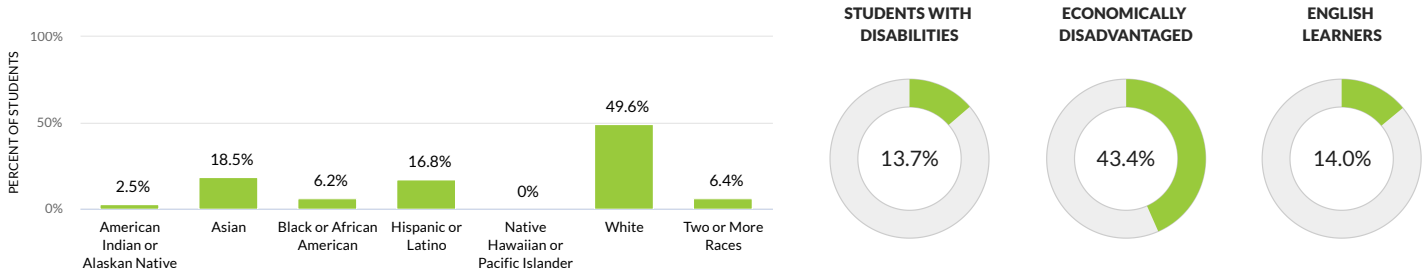
Enrollment : 357

Percent open enrollment : 0.6%

Martin Elementary School is a family-focused community school, located on the northeast side of Green Bay. Martin teachers are experienced professionals with deep knowledge of research-based instruction, best teaching practices, and are genuinely interested in helping students reach their full potential. We believe in strong partnerships between home and school.


The statement above is provided by the school. It is not an evaluation by the Wisconsin DPI.

Student Groups



Score Summary

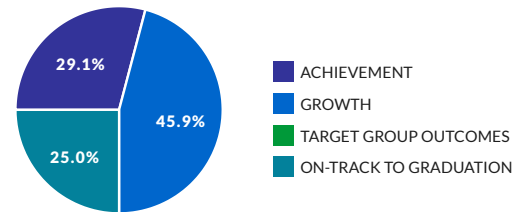
! Due to the COVID-19 pandemic, please use caution when interpreting scores and ratings. Careful review of the detailed data on all pages is encouraged. Also, see <https://dpi.wi.gov/accountability/resources>.



Exceeds Expectations




PRIORITY AREA WEIGHTS




Priority Area Scores


ACHIEVEMENT



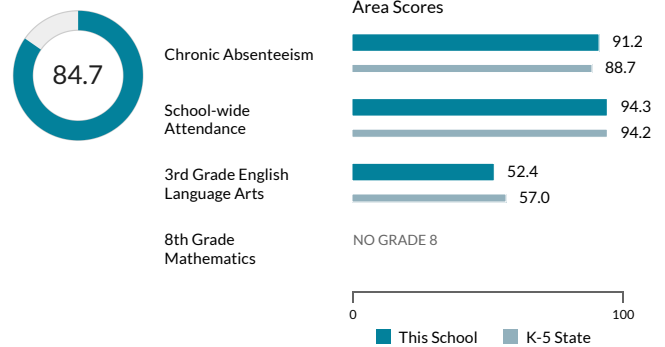
GROWTH



TARGET GROUP OUTCOMES



ON-TRACK TO GRADUATION





OVERVIEW

School Details

Grades : K4-5

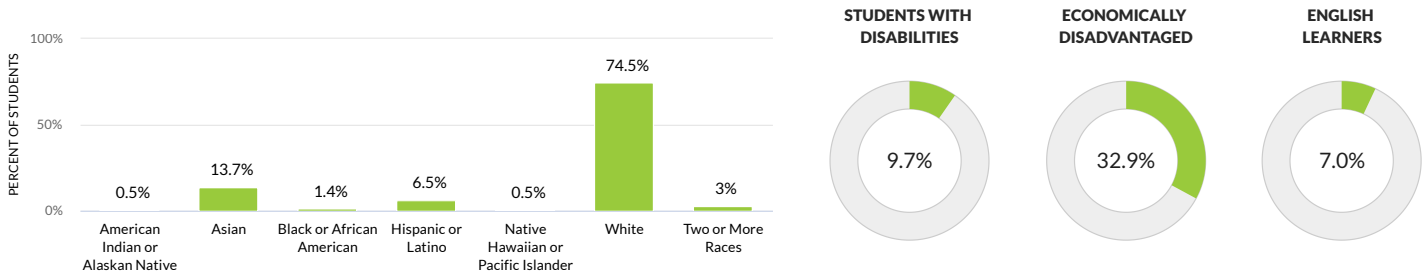
Enrollment : 431

Percent open enrollment : 0.5%

Christa McAuliffe Elementary School is the home of the Challengers! Built in 1991, McAuliffe Elementary is named after Sharon Christa McAuliffe, the first teacher astronaut. Located in the beautiful village of Bellevue, McAuliffe's dedicated, child-centered staff and tremendous parental support contribute to the success of our children.


The statement above is provided by the school. It is not an evaluation by the Wisconsin DPI.

Student Groups



Score Summary

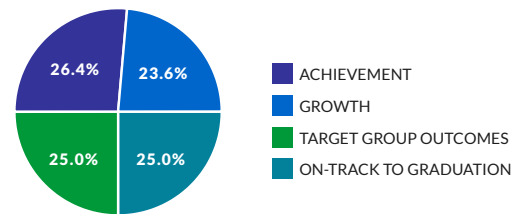
! Due to the COVID-19 pandemic, please use caution when interpreting scores and ratings. Careful review of the detailed data on all pages is encouraged. Also, see <https://dpi.wi.gov/accountability/resources>.



Significantly Exceeds Expectations




PRIORITY AREA WEIGHTS

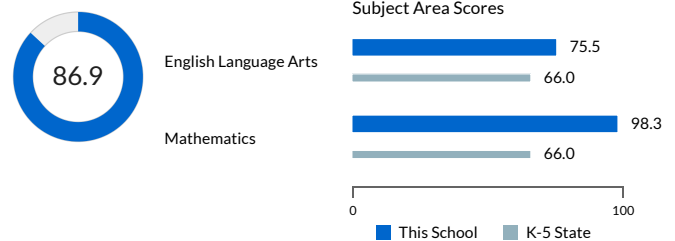


Priority Area Scores

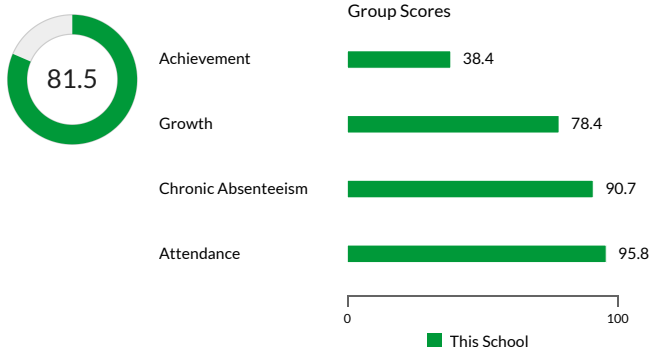
ACHIEVEMENT



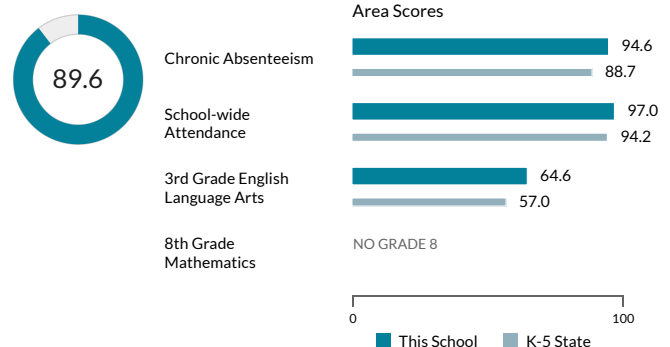
GROWTH



TARGET GROUP OUTCOMES



ON-TRACK TO GRADUATION





OVERVIEW

School Details

Grades : K4-5

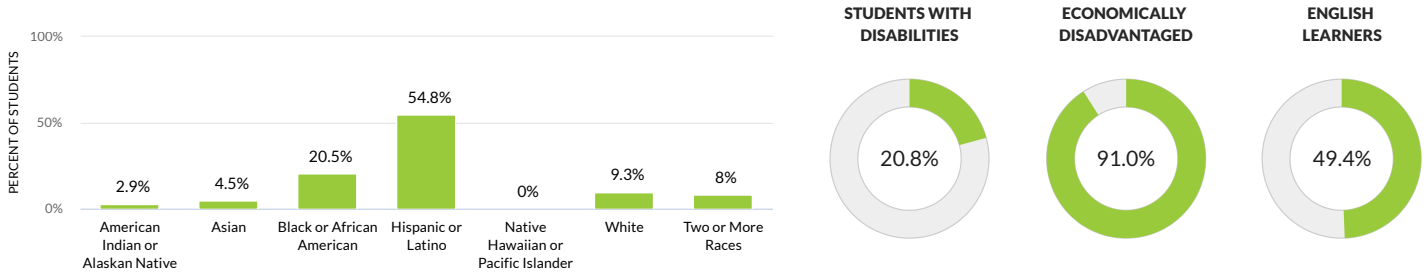
Enrollment : 312

Percent open enrollment : 0%

Nicolet Elementary School's motto is "Together Is Better!" Nicolet staff collaborate with families, support student learning with personalized plans, and encourage community partnerships. Nicolet has a 5K - fifth grade Spanish bilingual program. As a Title I school, Nicolet emphasizes small class sizes, reading small group supports, and instructional coaching for staff.

The statement above is provided by the school. It is not an evaluation by the Wisconsin DPI.

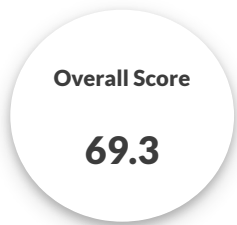
Student Groups



Score Summary



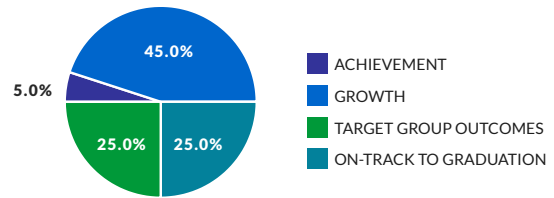
Due to the COVID-19 pandemic, please use caution when interpreting scores and ratings. Careful review of the detailed data on all pages is encouraged. Also, see <https://dpi.wi.gov/accountability/resources>.



Meets Expectations




PRIORITY AREA WEIGHTS




Priority Area Scores

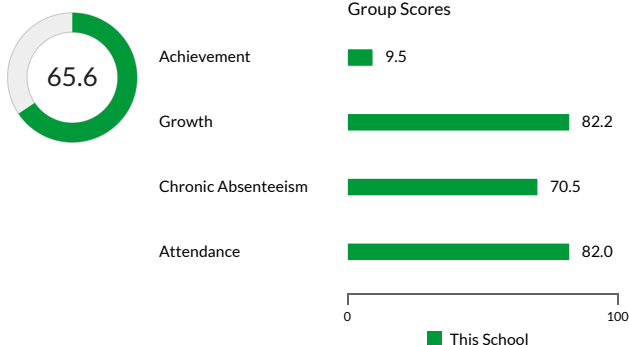
ACHIEVEMENT



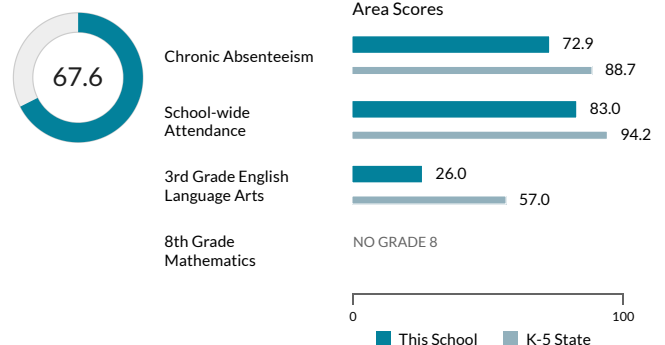
GROWTH



TARGET GROUP OUTCOMES



ON-TRACK TO GRADUATION





OVERVIEW

School Details

Grades : K4-5

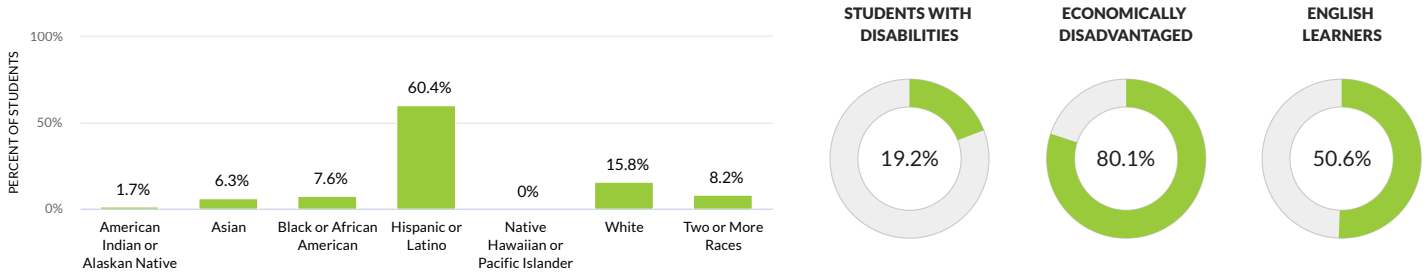
Enrollment : 634

Percent open enrollment : 0%

Anne Sullivan School proudly serves a diverse learning community of around 600 students and their families. Sullivan works to ensure all students are provided an educational experience in a safe, meaningful, and engaging environment. Sullivan offers programs with instructional approaches and strategic interventions at Sullivan for both our bilingual and monolingual students.

The statement above is provided by the school. It is not an evaluation by the Wisconsin DPI.


Student Groups



Score Summary



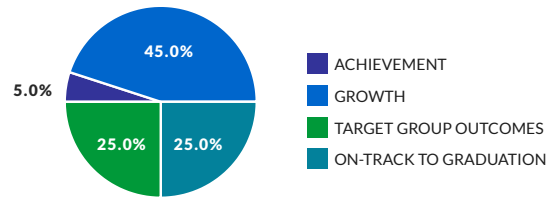
Due to the COVID-19 pandemic, please use caution when interpreting scores and ratings. Careful review of the detailed data on all pages is encouraged. Also, see <https://dpi.wi.gov/accountability/resources>.



Meets Few Expectations




PRIORITY AREA WEIGHTS




Priority Area Scores

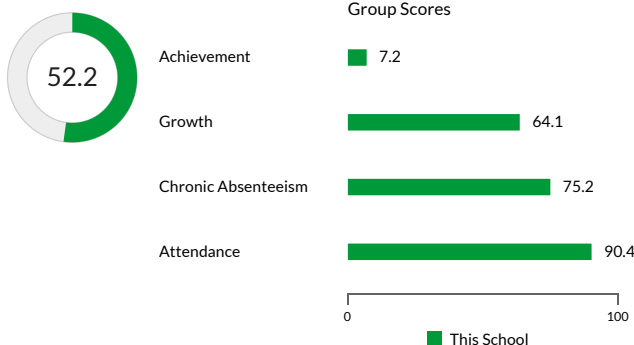
ACHIEVEMENT



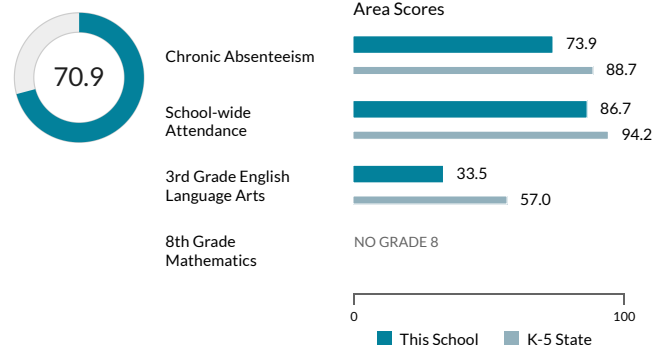
GROWTH



TARGET GROUP OUTCOMES



ON-TRACK TO GRADUATION





OVERVIEW

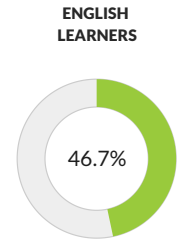
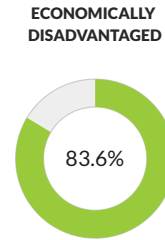
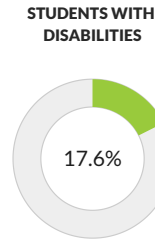
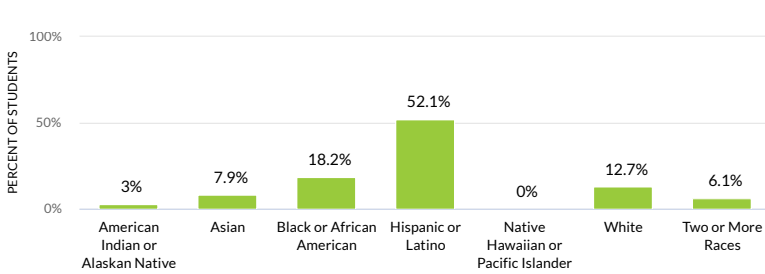
School Details

Grades : K4-5
Enrollment : 165
Percent open enrollment : 3.6%

Tank Elementary School's mission is to empower students to be responsible and respectful learners who celebrate and embrace diversity. Community partners enable students to participate in a variety of extracurricular activities including educational field trips, running club, and the community service group.

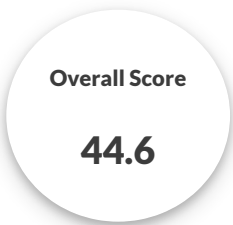
The statement above is provided by the school. It is not an evaluation by the Wisconsin DPI.

Student Groups



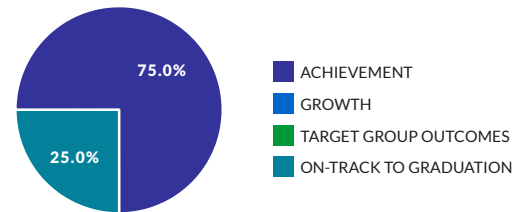
Score Summary

! Due to the COVID-19 pandemic, please use caution when interpreting scores and ratings. Careful review of the detailed data on all pages is encouraged. Also, see <https://dpi.wi.gov/accountability/resources>.




Fails to Meet Expectations
★

PRIORITY AREA WEIGHTS

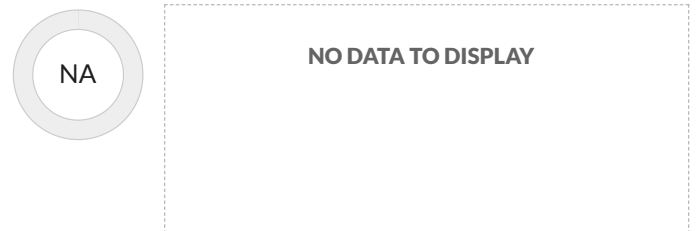


Priority Area Scores


ACHIEVEMENT



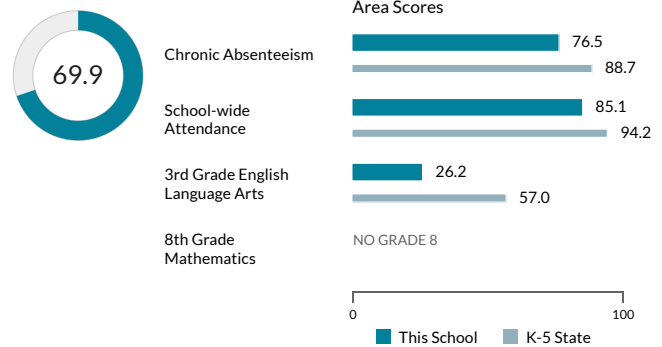
GROWTH



TARGET GROUP OUTCOMES



ON-TRACK TO GRADUATION





OVERVIEW

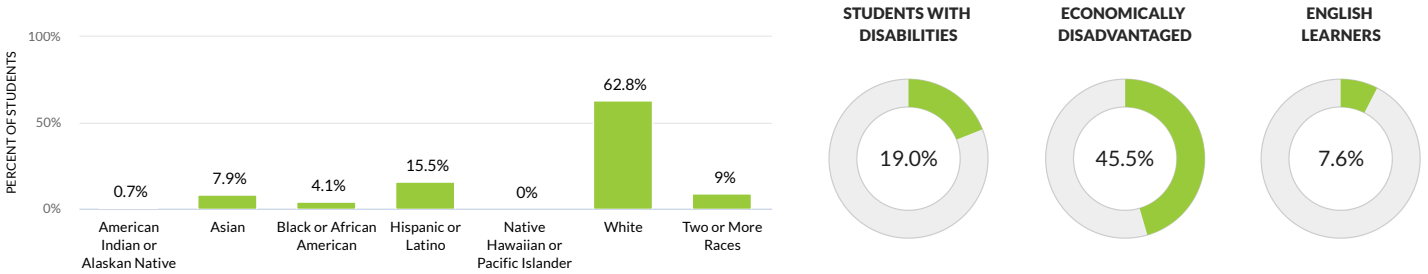
School Details

Grades : K4-5
Enrollment : 290
Percent open enrollment : 3.1%

Webster Elementary Children's Center for Integrated Arts is a neighborhood school centrally located in the village of Allouez. Arts Integration is an approach to teaching that encourages students to construct and demonstrate understanding through the creative process found in the Arts. Beginning in second grade, all students study piano or violin, with a Band option added at fifth grade.

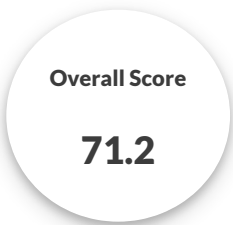
The statement above is provided by the school. It is not an evaluation by the Wisconsin DPI.

Student Groups



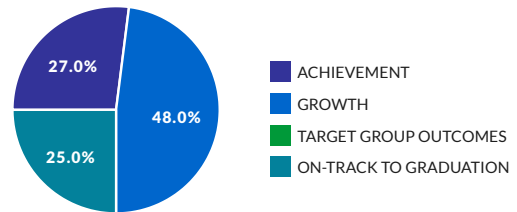
Score Summary

! Due to the COVID-19 pandemic, please use caution when interpreting scores and ratings. Careful review of the detailed data on all pages is encouraged. Also, see <https://dpi.wi.gov/accountability/resources>.




Exceeds Expectations
★★★★

PRIORITY AREA WEIGHTS




Priority Area Scores

ACHIEVEMENT



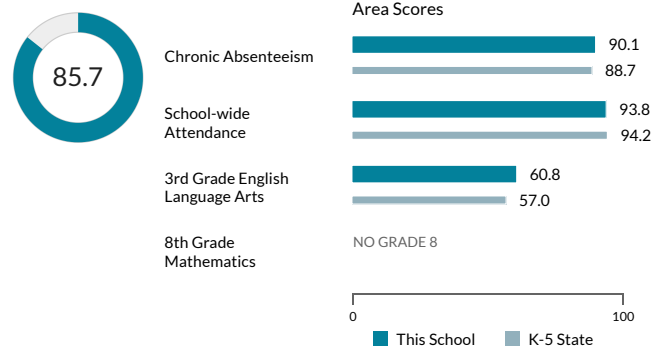
GROWTH



TARGET GROUP OUTCOMES



ON-TRACK TO GRADUATION





OVERVIEW

School Details

Grades : K4-5

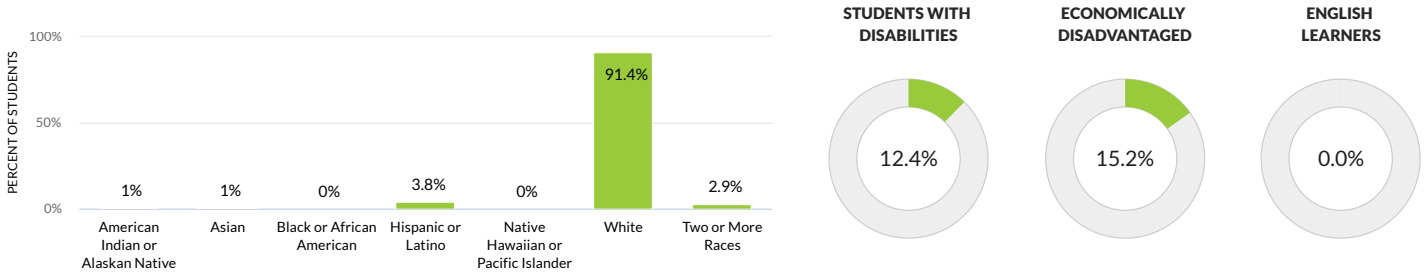
Enrollment : 105

Percent open enrollment : 1%

Wequiock Elementary School Children's Center for Environmental Science provides students with a solid foundation in core curricular areas with an environmental focus. As a basis for learning, Wequiock uses Science, Technology, Engineering and Mathematics (STEM) to learn about and improve the environment, and even solve environmental problems.

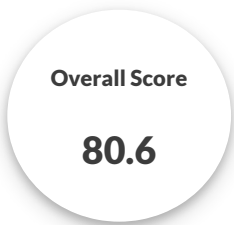
The statement above is provided by the school. It is not an evaluation by the Wisconsin DPI.

Student Groups



Score Summary

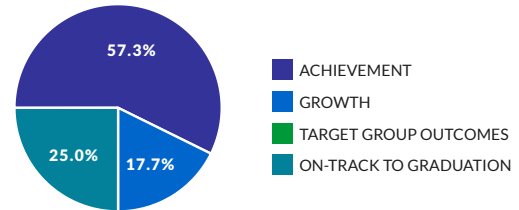
! Due to the COVID-19 pandemic, please use caution when interpreting scores and ratings. Careful review of the detailed data on all pages is encouraged. Also, see <https://dpi.wi.gov/accountability/resources>.



Exceeds Expectations




PRIORITY AREA WEIGHTS




Priority Area Scores


ACHIEVEMENT



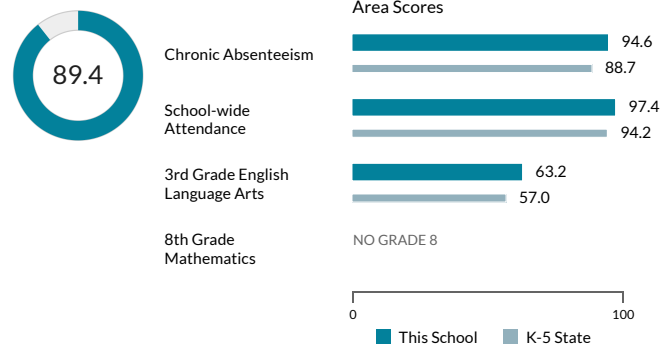
GROWTH



TARGET GROUP OUTCOMES



ON-TRACK TO GRADUATION





OVERVIEW

School Details

Grades : K4-5

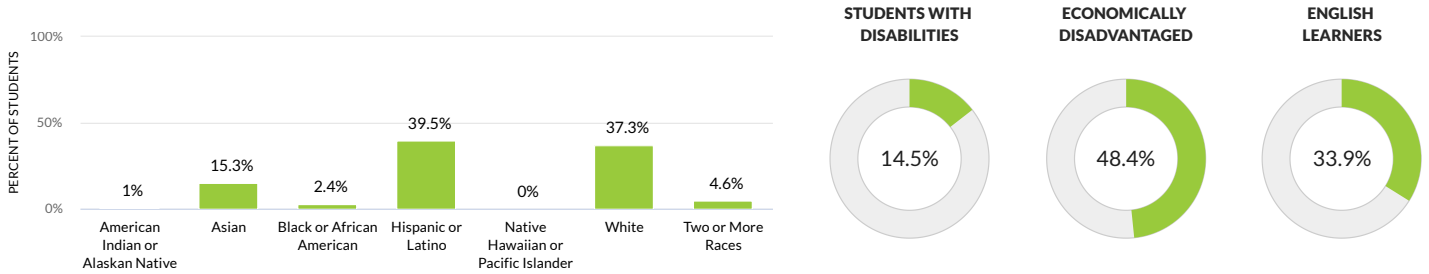
Enrollment : 413

Percent open enrollment : 1%

Wilder Elementary School develops and nurtures lifelong learning skills that will help all students become expressive, productive, and contributing members of the global community.


The statement above is provided by the school. It is not an evaluation by the Wisconsin DPI.

Student Groups



Score Summary

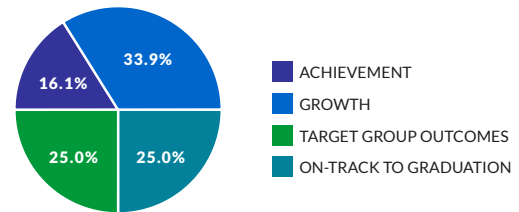
! Due to the COVID-19 pandemic, please use caution when interpreting scores and ratings. Careful review of the detailed data on all pages is encouraged. Also, see <https://dpi.wi.gov/accountability/resources>.



Exceeds Expectations




PRIORITY AREA WEIGHTS




Priority Area Scores

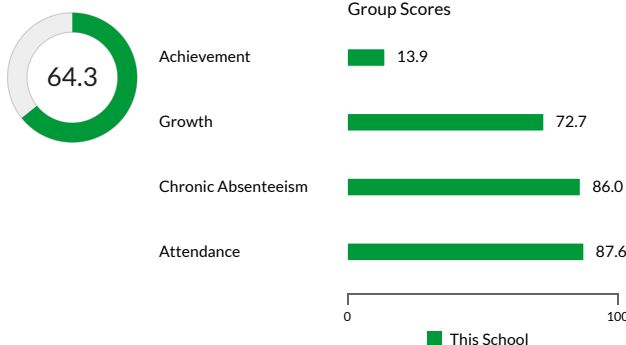
ACHIEVEMENT



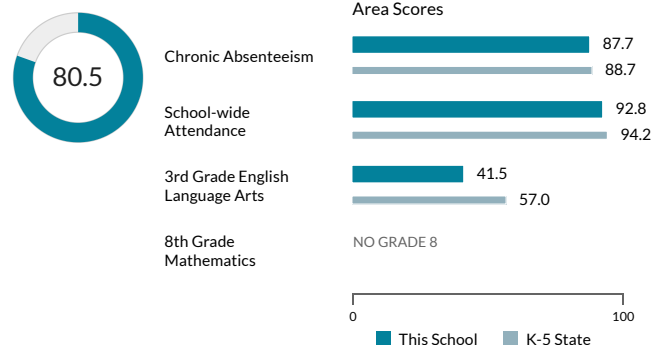
GROWTH



TARGET GROUP OUTCOMES



ON-TRACK TO GRADUATION





OVERVIEW

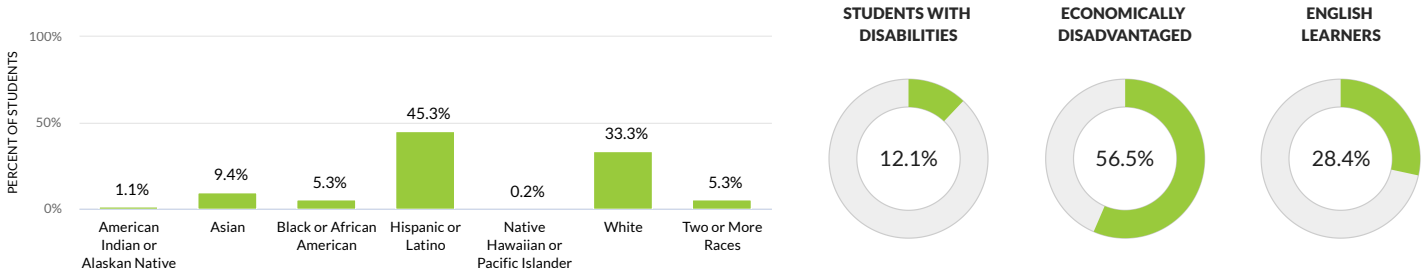
School Details

Grades : 6-8
Enrollment : 1,141
Percent open enrollment : 0.2%

Edison Middle School is a vibrant and diverse school community where educators, students, and families work together to ensure a safe and welcoming learning environment for all. Edison offers a wide range of curricular and co-curricular options for our students, including sports, theatre, musical and choral performances, and community service opportunities.


The statement above is provided by the school. It is not an evaluation by the Wisconsin DPI.

Student Groups



Score Summary

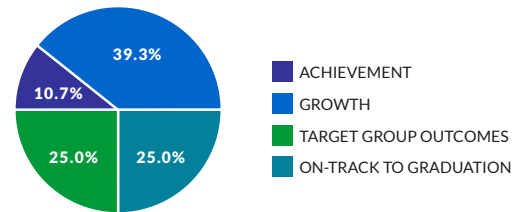
! Due to the COVID-19 pandemic, please use caution when interpreting scores and ratings. Careful review of the detailed data on all pages is encouraged. Also, see <https://dpi.wi.gov/accountability/resources>.



Fails to Meet Expectations




PRIORITY AREA WEIGHTS




Priority Area Scores

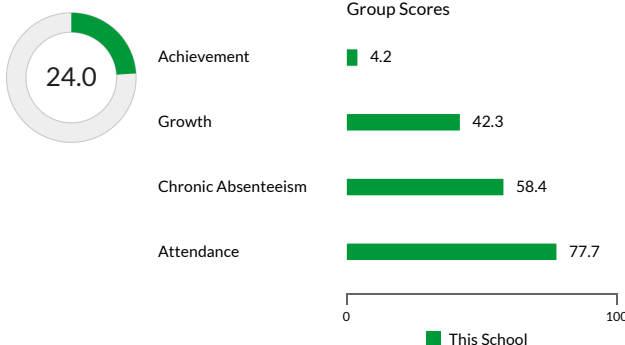
ACHIEVEMENT



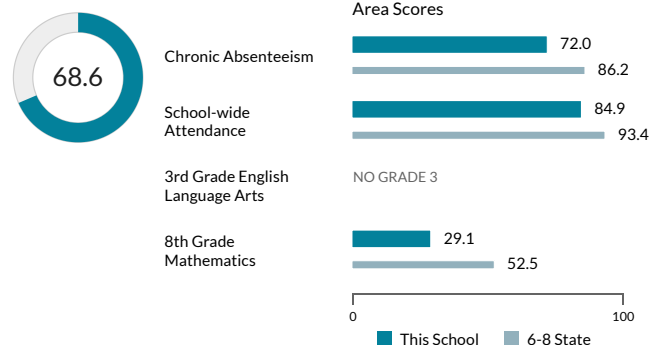
GROWTH



TARGET GROUP OUTCOMES



ON-TRACK TO GRADUATION





OVERVIEW

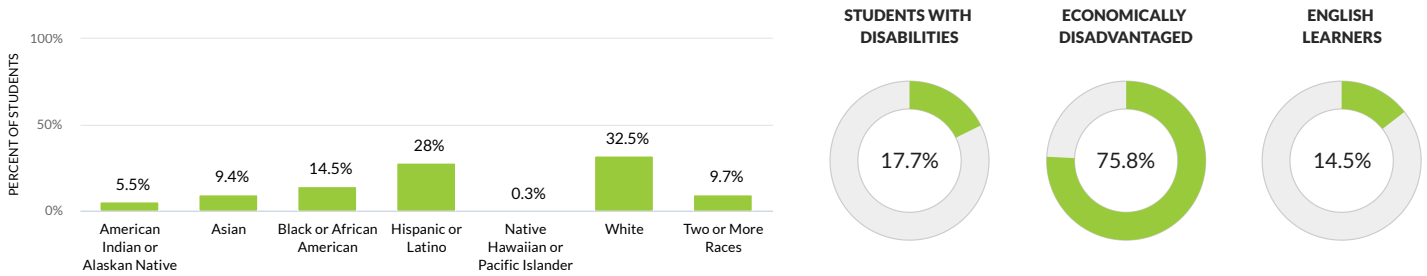
School Details

Grades : 6-8
Enrollment : 710
Percent open enrollment : 1.7%

Franklin Middle School is the only authorized public IB Middle Years Programme (IB MYP) in Northeast Wisconsin. This program provides students unique and rigorous instruction wrapped in global awareness and authentic learning opportunities. Students who study in the IB MYP are well prepared for high school, advanced coursework, and have a solid foundation for post-secondary education.

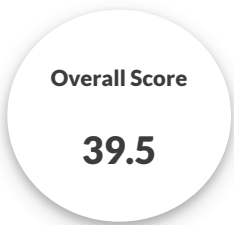
The statement above is provided by the school. It is not an evaluation by the Wisconsin DPI.

Student Groups



Score Summary

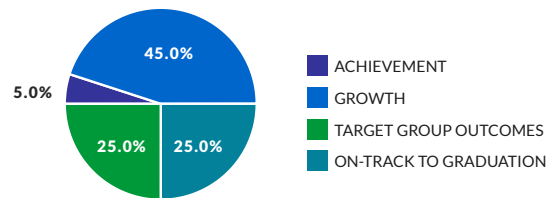
! Due to the COVID-19 pandemic, please use caution when interpreting scores and ratings. Careful review of the detailed data on all pages is encouraged. Also, see <https://dpi.wi.gov/accountability/resources>.



Fails to Meet Expectations




PRIORITY AREA WEIGHTS




Priority Area Scores

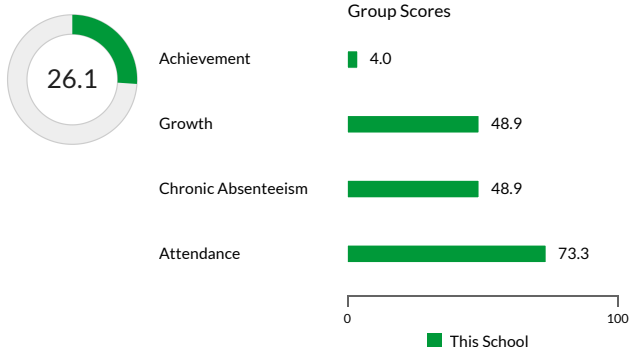
ACHIEVEMENT



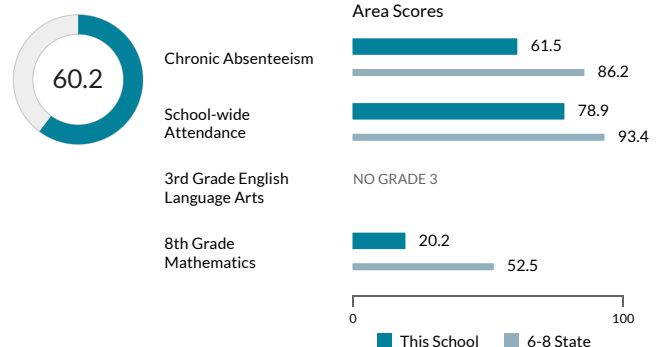
GROWTH



TARGET GROUP OUTCOMES



ON-TRACK TO GRADUATION





OVERVIEW

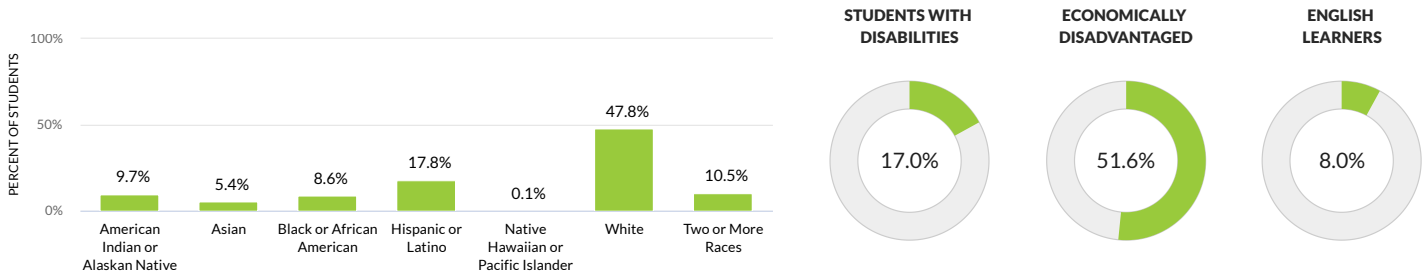
School Details

Grades : 6-8
Enrollment : 759
Percent open enrollment : 3.2%

Lombardi Middle School has a tradition of excellence built upon the search for continuous improvement and lifelong learning for all students and staff. Lombardi offers a STEAM educational experience for all students. Interdisciplinary units of study, multiple inquiry-based and project-based lessons, and a focus on career awareness results in consistent growth for all learners.

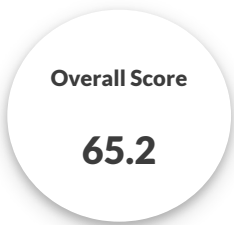
The statement above is provided by the school. It is not an evaluation by the Wisconsin DPI.

Student Groups



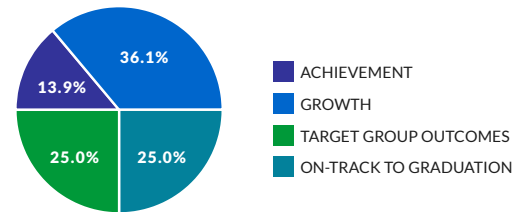
Score Summary

! Due to the COVID-19 pandemic, please use caution when interpreting scores and ratings. Careful review of the detailed data on all pages is encouraged. Also, see <https://dpi.wi.gov/accountability/resources>.




Meets Expectations
★★★

PRIORITY AREA WEIGHTS




Priority Area Scores

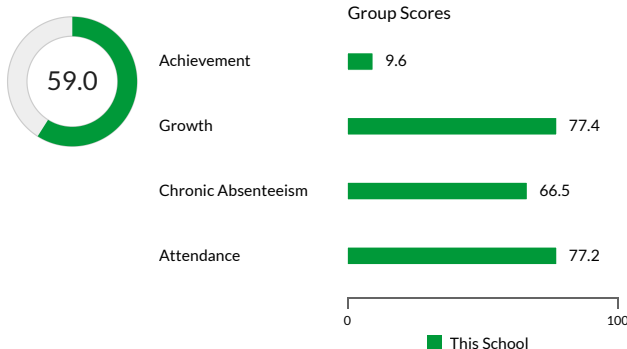
ACHIEVEMENT



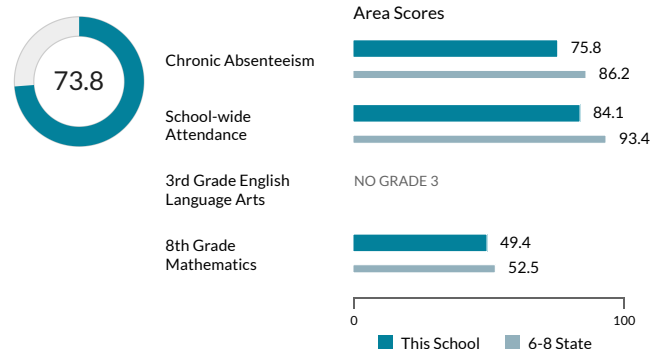
GROWTH



TARGET GROUP OUTCOMES



ON-TRACK TO GRADUATION





OVERVIEW

School Details

Grades : 6-8

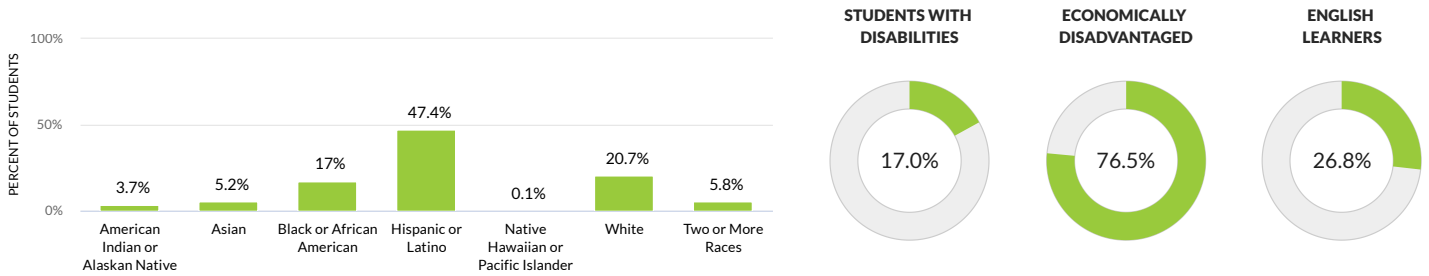
Enrollment : 724

Percent open enrollment : 0.3%

Washington Middle School believes in building a positive school culture through Culturally and Linguistically Responsive practices, PBIS, academically safe and engaging classroom practices, and extracurricular options to engage students in school. Washington offers programming for emerging multilinguals, gifted and talented, and students who thrive in the arts.


The statement above is provided by the school. It is not an evaluation by the Wisconsin DPI.

Student Groups



Score Summary

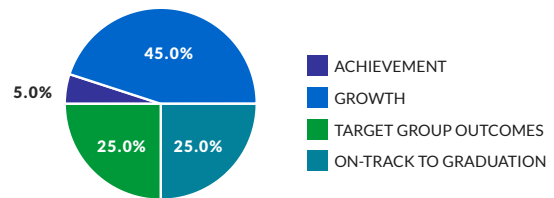
! Due to the COVID-19 pandemic, please use caution when interpreting scores and ratings. Careful review of the detailed data on all pages is encouraged. Also, see <https://dpi.wi.gov/accountability/resources>.



Fails to Meet Expectations




PRIORITY AREA WEIGHTS




Priority Area Scores

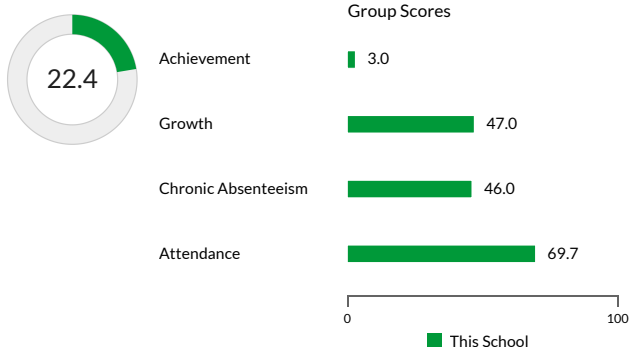
ACHIEVEMENT



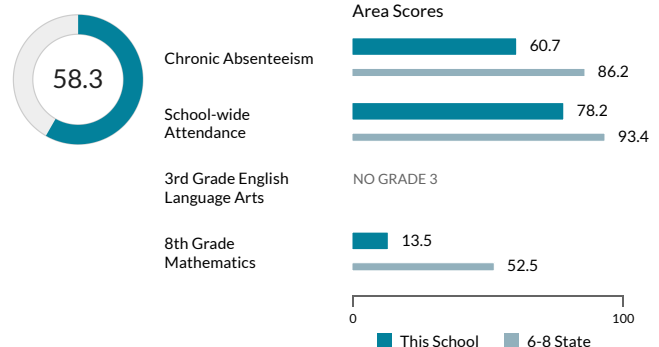
GROWTH



TARGET GROUP OUTCOMES



ON-TRACK TO GRADUATION





OVERVIEW

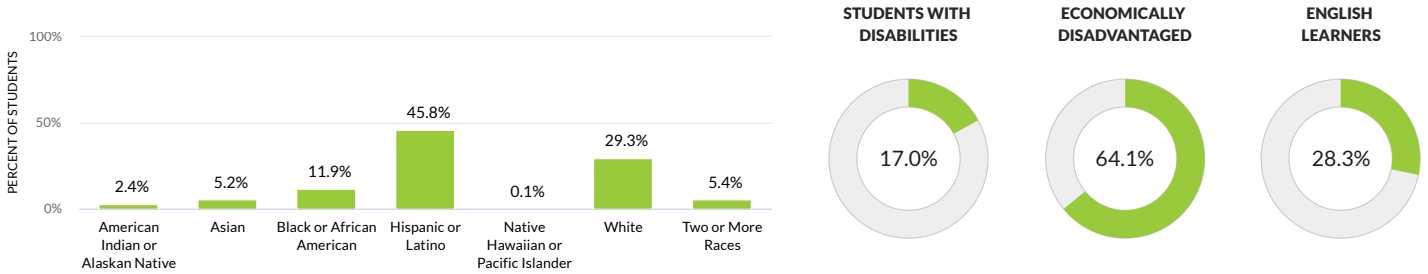
School Details

Grades : 9-12
Enrollment : 1,119
Percent open enrollment : 2.1%

East proudly serves a diverse population of students, and strives to provide students with opportunities to excel at higher level thinking in and out of the classroom. East High School provides opportunities such as the Fine Arts Institute and City Stadium Automotive. East has many academic and co-curricular offerings which allow students to expand their own interests, abilities and aspirations.


The statement above is provided by the school. It is not an evaluation by the Wisconsin DPI.

Student Groups



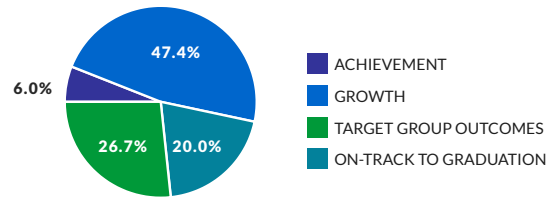
Score Summary

! Due to the COVID-19 pandemic, please use caution when interpreting scores and ratings. Careful review of the detailed data on all pages is encouraged. Also, see <https://dpi.wi.gov/accountability/resources>.




Exceeds Expectations
★★★★

PRIORITY AREA WEIGHTS




Priority Area Scores

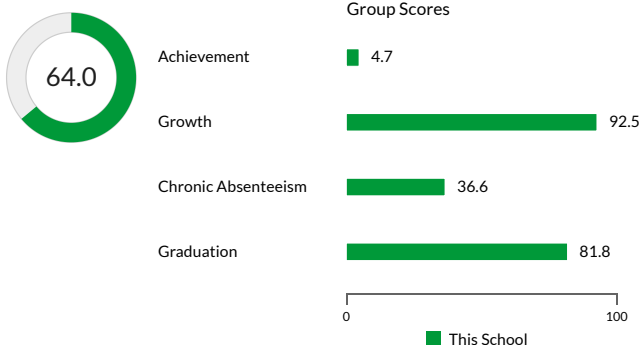
ACHIEVEMENT



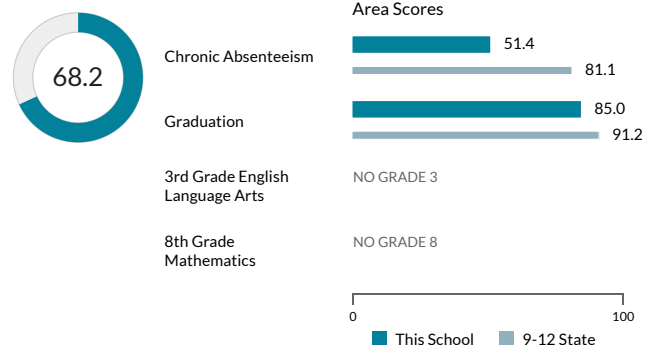
GROWTH



TARGET GROUP OUTCOMES



ON-TRACK TO GRADUATION





OVERVIEW

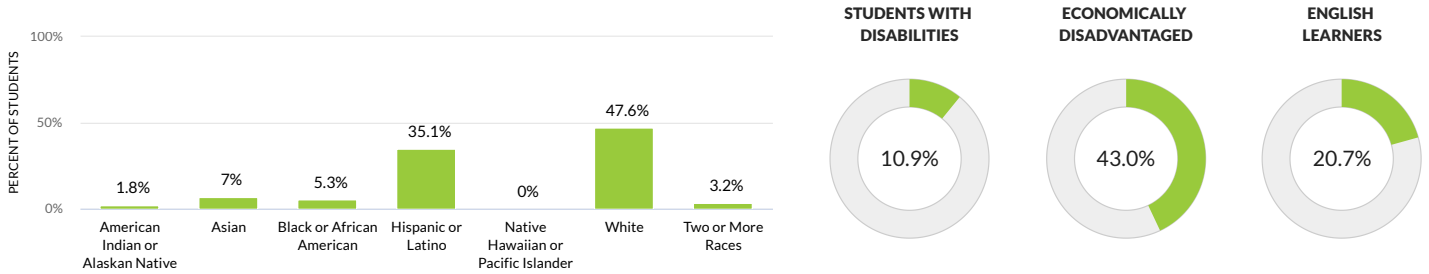
School Details

Grades : 9-12
Enrollment : 2,055
Percent open enrollment : 0.5%

Preble High School's vision statement is "All In for Every student, Every day". Preble embraces its rich diversity and believes that all learners are lifelong learners, as it prepares all students and staff for this journey. Preble is committed to the four Pillars of Preble Pride which include Respect, Responsibility, Dedication and Community.

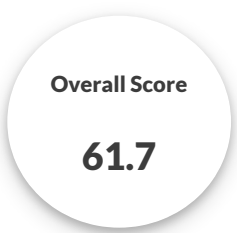
The statement above is provided by the school. It is not an evaluation by the Wisconsin DPI.

Student Groups



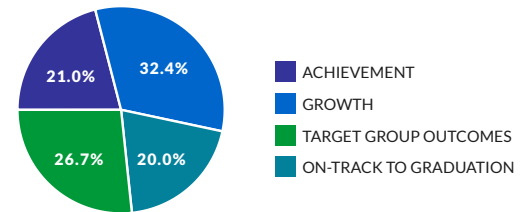
Score Summary

! Due to the COVID-19 pandemic, please use caution when interpreting scores and ratings. Careful review of the detailed data on all pages is encouraged. Also, see <https://dpi.wi.gov/accountability/resources>.




Meets Expectations
★★★

PRIORITY AREA WEIGHTS




Priority Area Scores

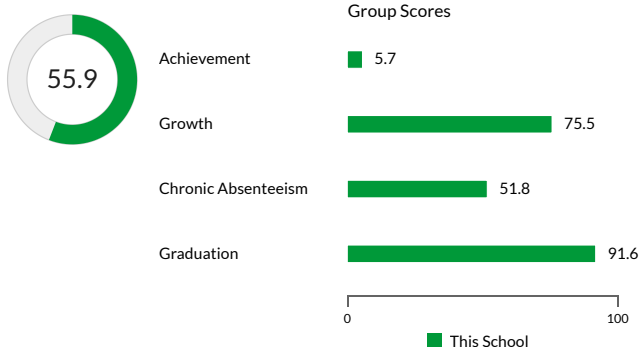
ACHIEVEMENT



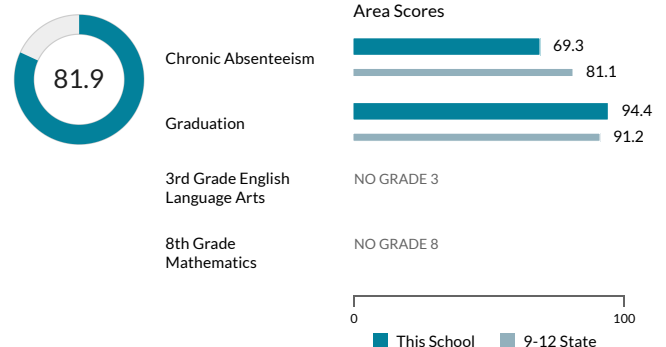
GROWTH



TARGET GROUP OUTCOMES



ON-TRACK TO GRADUATION





OVERVIEW

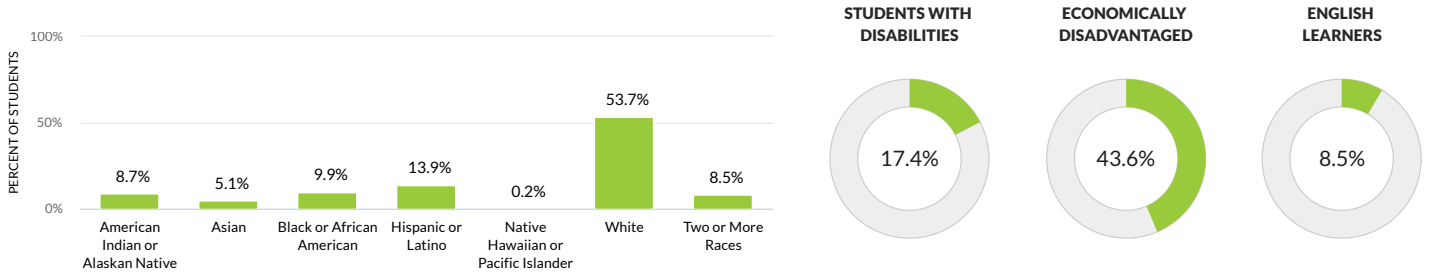
School Details

Grades : 9-12
Enrollment : 1,123
Percent open enrollment : 5.2%

Southwest High School's motto, "With Courage and Determination, Together We Will..." highlights characteristics of effort and teamwork. The heart and soul of Southwest High School is academic achievement. With strong Advanced Placement and Concurrent College Enrollment Course programs, students are prepared for college. Southwest offers a wide range of co-curricular activities.

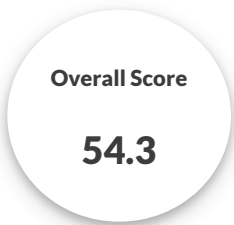
The statement above is provided by the school. It is not an evaluation by the Wisconsin DPI.

Student Groups



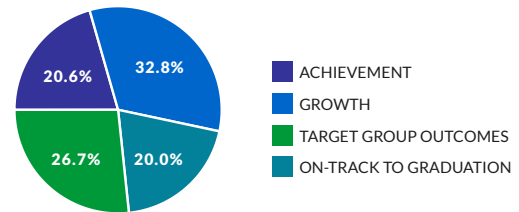
Score Summary

! Due to the COVID-19 pandemic, please use caution when interpreting scores and ratings. Careful review of the detailed data on all pages is encouraged. Also, see <https://dpi.wi.gov/accountability/resources>.




Meets Few Expectations
★★

PRIORITY AREA WEIGHTS




Priority Area Scores

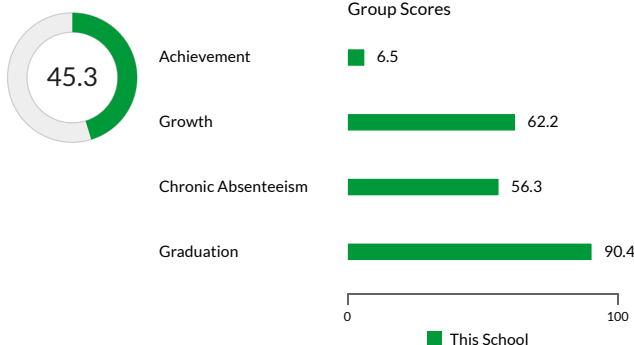
ACHIEVEMENT




GROWTH



TARGET GROUP OUTCOMES



ON-TRACK TO GRADUATION





OVERVIEW

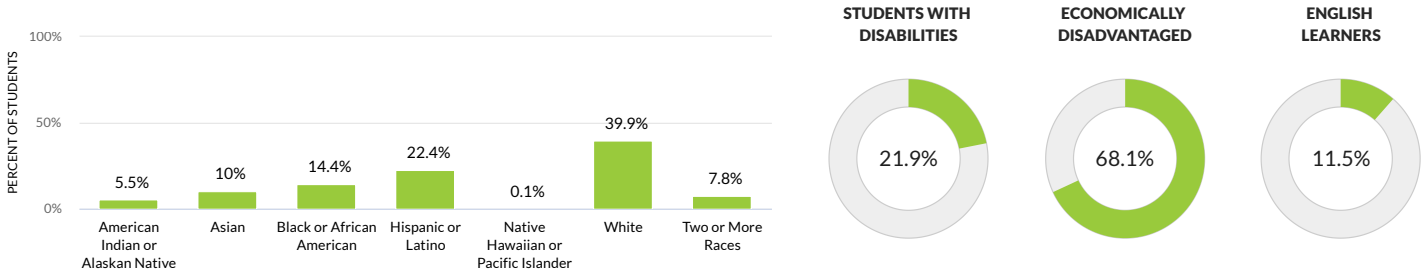
School Details

Grades : 9-12
Enrollment : 800
Percent open enrollment : 2.1%

West High School prides itself on its rich diversity of students, and on the variety of career pathways it provides students. West High School is home to a variety of innovative approaches to learning, dual credit courses, and is one of 13 high schools in Wisconsin to offer an authorized International Baccalaureate (IB) Diploma Programme.


The statement above is provided by the school. It is not an evaluation by the Wisconsin DPI.

Student Groups



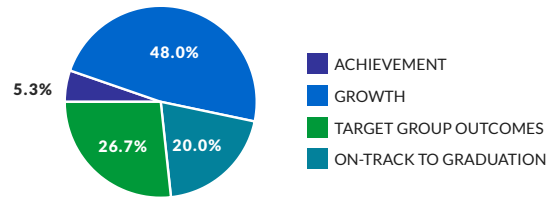
Score Summary

! Due to the COVID-19 pandemic, please use caution when interpreting scores and ratings. Careful review of the detailed data on all pages is encouraged. Also, see <https://dpi.wi.gov/accountability/resources>.




Meets Expectations
★★★

PRIORITY AREA WEIGHTS




Priority Area Scores

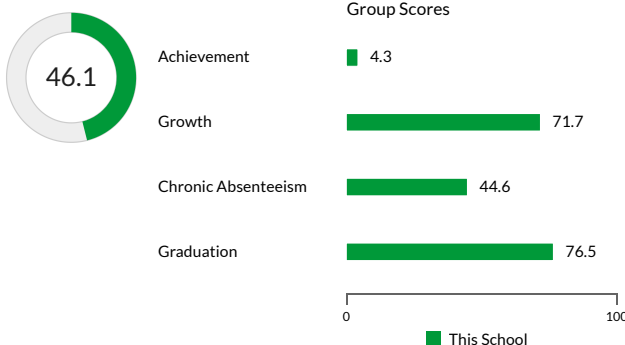
ACHIEVEMENT



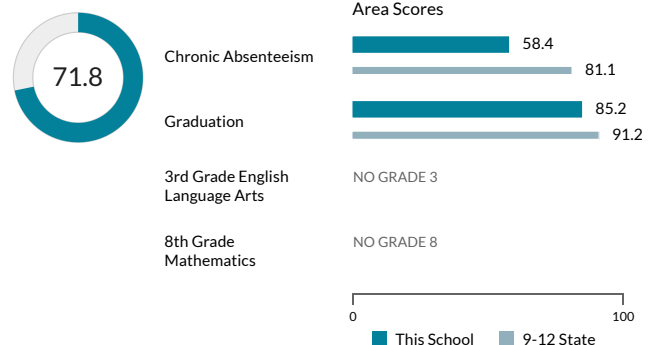
GROWTH



TARGET GROUP OUTCOMES



ON-TRACK TO GRADUATION





OVERVIEW

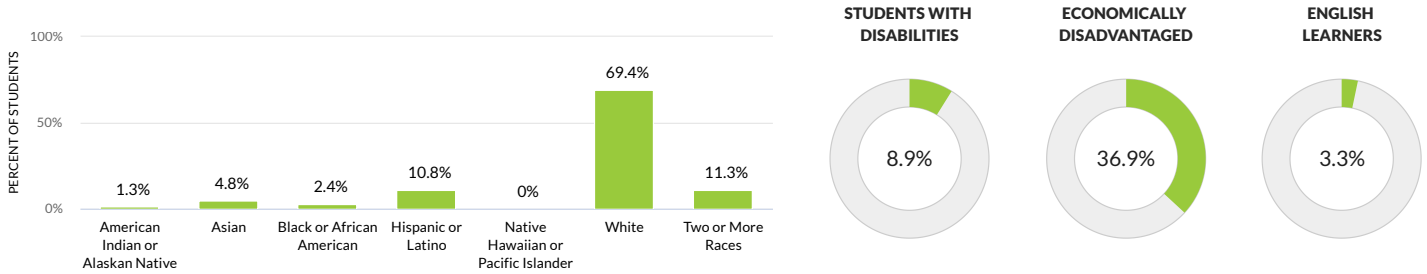
School Details

Grades : K4-8
Enrollment : 539
Percent open enrollment : 4.3%

Aldo Leopold Community School is a 4K-8th grade choice school located in the historic Astor Park neighborhood in downtown Green Bay. Aldo believes that education must prepare all learners to be critical thinkers and thoughtful citizens. Through our whole child, experiential learning approaches, students work toward compassion, respect, equality, and justice and discover their place in the world.

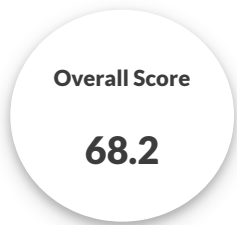
The statement above is provided by the school. It is not an evaluation by the Wisconsin DPI.

Student Groups



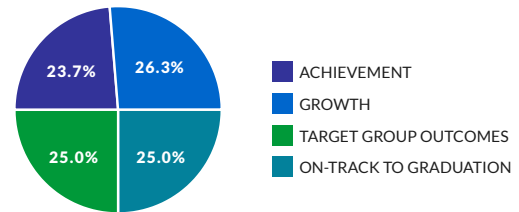
Score Summary

! Due to the COVID-19 pandemic, please use caution when interpreting scores and ratings. Careful review of the detailed data on all pages is encouraged. Also, see <https://dpi.wi.gov/accountability/resources>.




Meets Expectations
★★★

PRIORITY AREA WEIGHTS




Priority Area Scores

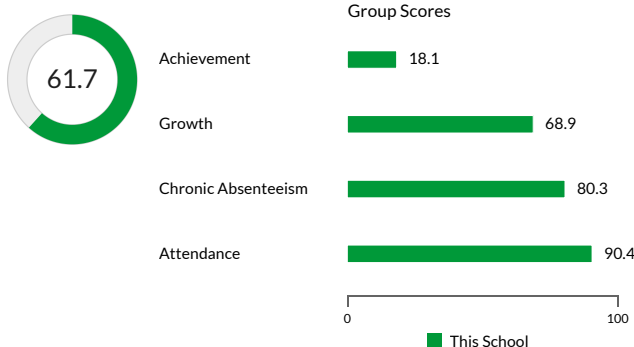
ACHIEVEMENT



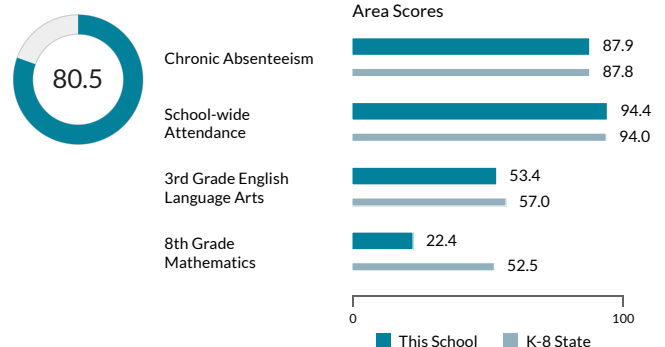
GROWTH



TARGET GROUP OUTCOMES



ON-TRACK TO GRADUATION





OVERVIEW

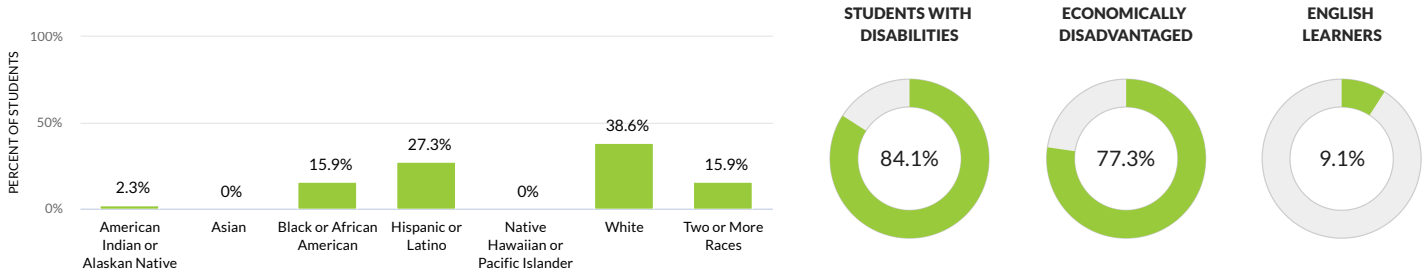
School Details

Grades : KG-12
Enrollment : 44
Percent open enrollment : 0%

Minoka-Hill is a K-12 Alternative School serving the Green Bay Public School District. The school's mission is to provide an educational environment that is emotionally, academically, and physically safe for all students and addressing the needs of the whole child. We strive to do all of those things in an effort to ensure students can be successful when returned to their traditional school.

The statement above is provided by the school. It is not an evaluation by the Wisconsin DPI.

Student Groups



Score Summary

! Due to the COVID-19 pandemic, please use caution when interpreting scores and ratings. Careful review of the detailed data on all pages is encouraged. Also, see <https://dpi.wi.gov/accountability/resources>.



Alternate Rating - Satisfactory Progress
Star rating not applicable

Report Cards without Scores

Some schools, because of size or grade range, do not have enough data to receive a score. Public schools with insufficient data participate in an alternate accountability process. Private schools with insufficient data are not rated.

Priority Area Scores

ACHIEVEMENT



NO DATA TO DISPLAY

GROWTH



NO DATA TO DISPLAY

TARGET GROUP OUTCOMES



NO DATA TO DISPLAY

ON-TRACK TO GRADUATION



NO DATA TO DISPLAY



OVERVIEW

School Details

Grades : K4-6

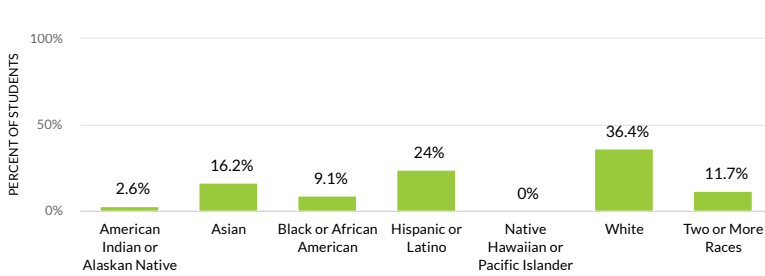
Enrollment : 154

Percent open enrollment : 12.3%

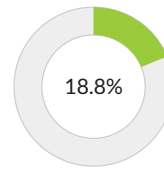
Katherine Johnson Academy of Enriched Virtual Learning (KJ Academy) is located on the west side of Green Bay providing an all virtual learning option for approximately 150 elementary students in grades 4K-6th. Students are provided personalized learning experiences in reading, writing, math, social studies, science, social/emotional learning, physical education, art and music.

The statement above is provided by the school. It is not an evaluation by the Wisconsin DPI.

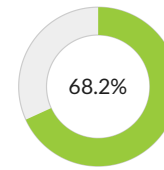
Student Groups



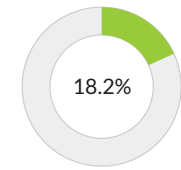
STUDENTS WITH DISABILITIES



ECONOMICALLY DISADVANTAGED

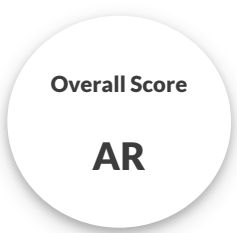


ENGLISH LEARNERS



Score Summary

! Due to the COVID-19 pandemic, please use caution when interpreting scores and ratings. Careful review of the detailed data on all pages is encouraged. Also, see <https://dpi.wi.gov/accountability/resources>.



Alternate Rating - Satisfactory Progress
Star rating not applicable

Report Cards without Scores

Some schools, because of size or grade range, do not have enough data to receive a score. Public schools with insufficient data participate in an alternate accountability process. Private schools with insufficient data are not rated.

Priority Area Scores

ACHIEVEMENT



NO DATA TO DISPLAY

GROWTH



NO DATA TO DISPLAY

TARGET GROUP OUTCOMES



NO DATA TO DISPLAY

ON-TRACK TO GRADUATION



NO DATA TO DISPLAY



OVERVIEW

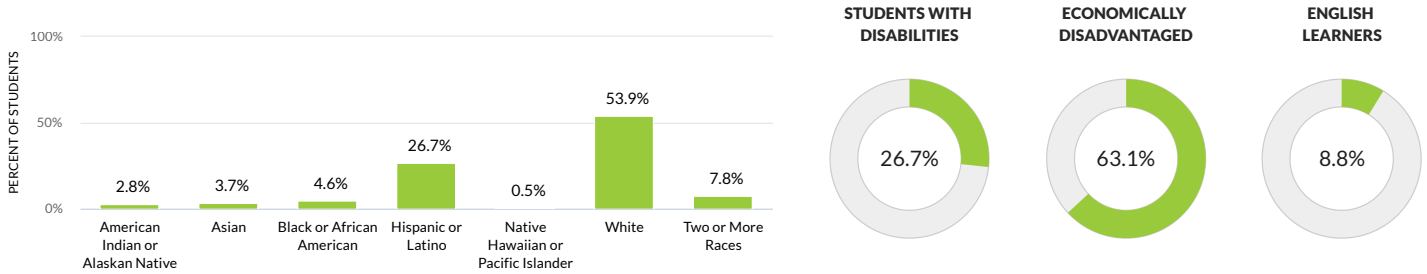
School Details

Grades : 6-12
Enrollment : 217
Percent open enrollment : 8.3%

John Dewey Academy of Learning (JDAL) offers an innovative charter school for 6th–12th grade students, who are interested in project based learning, online learning, or a combination of the two. JDAL provides students with the opportunity to thrive in a collaborative, interdisciplinary, technology-rich learning environment.

The statement above is provided by the school. It is not an evaluation by the Wisconsin DPI.

Student Groups



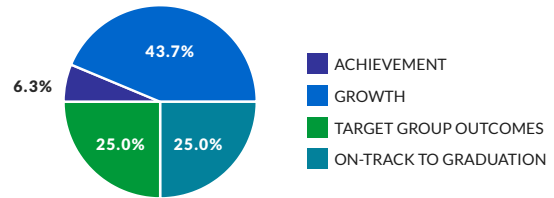
Score Summary

! Due to the COVID-19 pandemic, please use caution when interpreting scores and ratings. Careful review of the detailed data on all pages is encouraged. Also, see <https://dpi.wi.gov/accountability/resources>.




Meets Few Expectations
★★

PRIORITY AREA WEIGHTS




Priority Area Scores

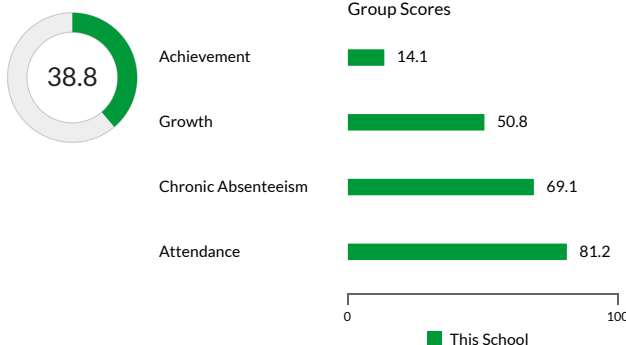
ACHIEVEMENT



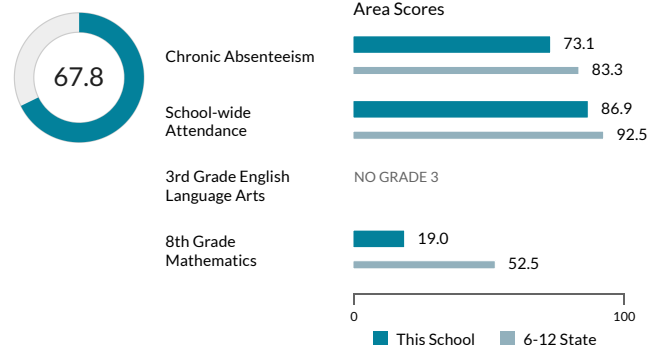
GROWTH



TARGET GROUP OUTCOMES



ON-TRACK TO GRADUATION





OVERVIEW

School Details

Grades : KG-8

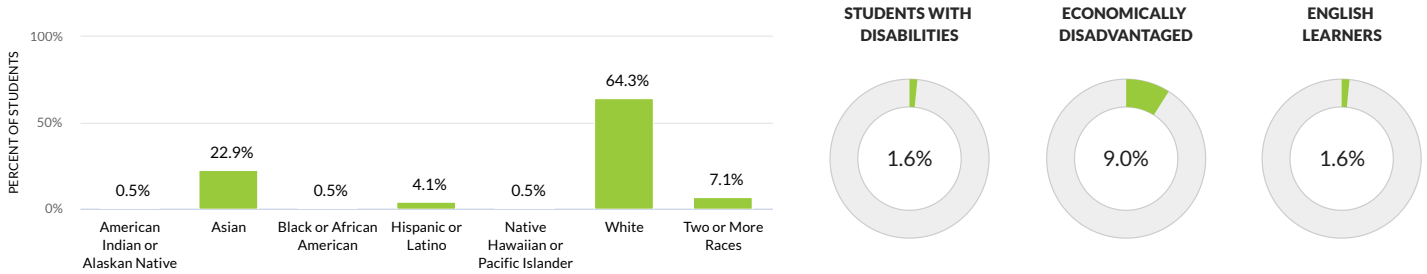
Enrollment : 367

Percent open enrollment : 43.3%

Leonardo da Vinci School for Gifted Learners (K-8) provides the appropriate level of challenge for academically gifted students in a rigorous, student-centered learning environment. Key academic features of the school include appropriate level of challenge, instruction at academic level, world language, passion projects, and social/emotional and executive function skills instruction.

The statement above is provided by the school. It is not an evaluation by the Wisconsin DPI.

Student Groups



Score Summary

! Due to the COVID-19 pandemic, please use caution when interpreting scores and ratings. Careful review of the detailed data on all pages is encouraged. Also, see <https://dpi.wi.gov/accountability/resources>.



Alternate Rating - Satisfactory Progress

Star rating not applicable

Report Cards without Scores

Some schools, because of size or grade range, do not have enough data to receive a score. Public schools with insufficient data participate in an alternate accountability process. Private schools with insufficient data are not rated.

Priority Area Scores

ACHIEVEMENT



NO DATA TO DISPLAY

GROWTH



NO DATA TO DISPLAY

TARGET GROUP OUTCOMES



NO DATA TO DISPLAY

ON-TRACK TO GRADUATION



NO DATA TO DISPLAY



OVERVIEW

School Details

Grades : 7-12

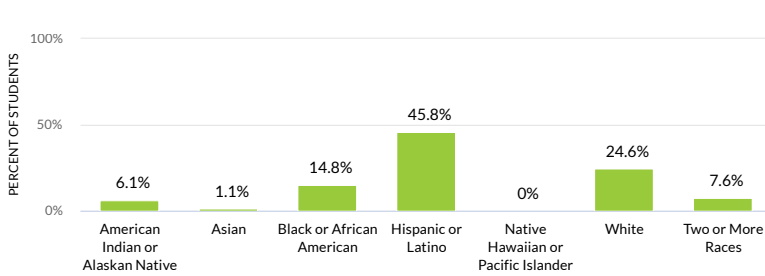
Enrollment : 264

Percent open enrollment : 2.3%

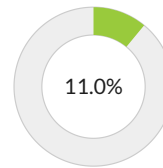
Northeast Wisconsin School of Innovation (N.E.W.) is a charter school open to all students in grades 7-12. At N.E.W., learning plans are personalized to deliver instruction and interventions to meet students' needs academically, socially and emotionally. The mission of N.E.W. is to meet all students where they are, guide them to where they need to be, and help them get to where they want to go.

The statement above is provided by the school. It is not an evaluation by the Wisconsin DPI.

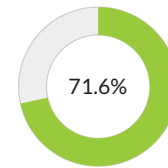
Student Groups



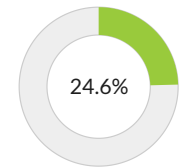
STUDENTS WITH DISABILITIES



ECONOMICALLY DISADVANTAGED



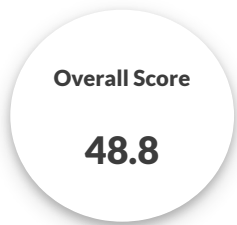
ENGLISH LEARNERS



Score Summary



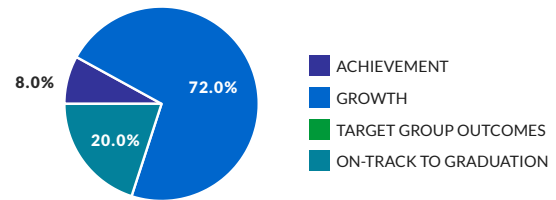
Due to the COVID-19 pandemic, please use caution when interpreting scores and ratings. Careful review of the detailed data on all pages is encouraged. Also, see <https://dpi.wi.gov/accountability/resources>.



Meets Few Expectations

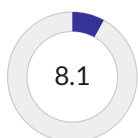


PRIORITY AREA WEIGHTS



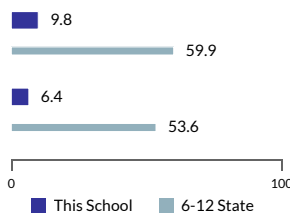
Priority Area Scores

ACHIEVEMENT

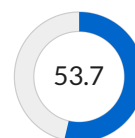


English Language Arts
Mathematics

Subject Area Scores

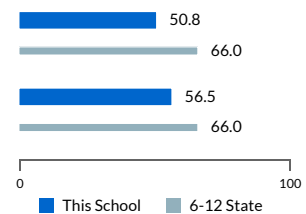


GROWTH



English Language Arts
Mathematics

Subject Area Scores

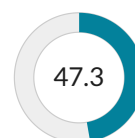


TARGET GROUP OUTCOMES



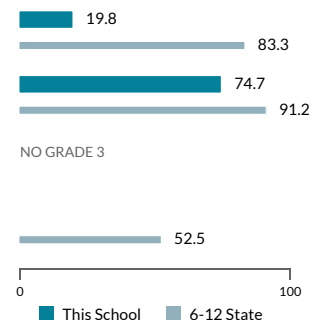
NO DATA TO DISPLAY

ON-TRACK TO GRADUATION



Chronic Absenteeism
Graduation
3rd Grade English Language Arts
8th Grade Mathematics

Area Scores





OVERVIEW

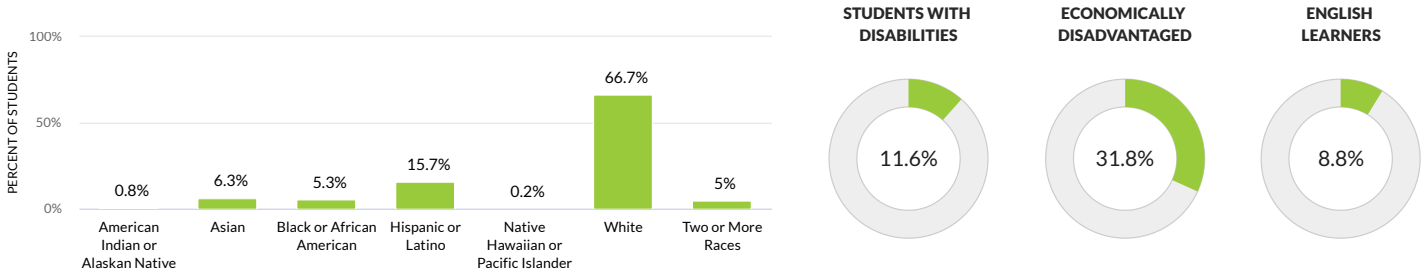
School Details

Grades : K4-8
Enrollment : 856
Percent open enrollment : 0.5%

Red Smith School proudly serves a diverse learning community of around 950 students and their families in grades 4K-8 and is located within the northeast corner of the District's attendance area. Our mission reads: Together we...Appreciate Diversity, Dream Big, Value Learning, Inspire Thinking, Celebrate Talent and Embrace Challenges.


The statement above is provided by the school. It is not an evaluation by the Wisconsin DPI.

Student Groups



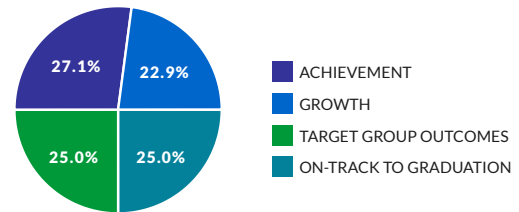
Score Summary

! Due to the COVID-19 pandemic, please use caution when interpreting scores and ratings. Careful review of the detailed data on all pages is encouraged. Also, see <https://dpi.wi.gov/accountability/resources>.




Meets Expectations
★★★

PRIORITY AREA WEIGHTS




Priority Area Scores

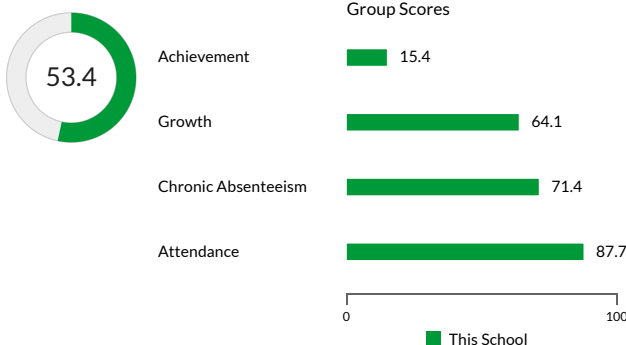
ACHIEVEMENT



GROWTH



TARGET GROUP OUTCOMES



ON-TRACK TO GRADUATION

